

ARKANSAS RAZORBACKS

Associate Communications Director Jeri Thorpe | jthorpe@uark.edu | Cell-479-283-3344

'16-'17 SCHEDULE

All: 11-4 | SEC: 0-2 | H: 8-2 | A: 1-2 | N: 2-0 | Ranked: 0-1

NOVEMBER (7-0)		W/L	SCORE
3	OKLA. BAPTIST (EXH)	W	79-32
11	SAM HOUSTON STATE	SECN+ W	71-39
13	LOUISIANA-MONROE	- W	92-46
17	SOUTH DAKOTA	SECN+ W	70-67
21	STETSON	SECN+ W	79-62
25	vs. Memphis!	- W	91-61
26	vs. Navy!	- W	70-67
30	at Tulsa	CST W	57-50

DECEMBER (4-2)

3	TEXAS TECH*	SECN	W	66-60
7	BUTLER	SECN+	W	68-50
11	at Missouri State	ESPN3	L	64-62
18	NORTHWESTERN STATE	SECN+	W	65-36
21	ORAL ROBERTS	SECN+	L	70-60
28	HOUSTON BAPTIST	SECN+	W	101-40

JANUARY (0-1)

1	at Ole Miss*	SECN	L	73-64
5	#4/4 MISSISSIPPI STATE*	SECN+	L	59-51
8	LSU *	SECN+		2 P.M.
12	at Texas A&M*	SECN+		7 p.m.
15	at Alabama*	SECN		4 p.m.
19	VANDERBILT*	SECN+		7 P.M.
23	MISSOURI*	SECN		6 P.M.
29	at LSU*	SECN		1 p.m.

FEBRUARY (0-0)

2	GEORGIA*	SECN+		7 P.M.
5	SOUTH CAROLINA*	ESPN2		1 P.M.
9	at Florida*	SECN+		6 p.m.
12	at Missouri*	SECN		5 p.m.
16	KENTUCKY*	SECN+		7 P.M.
19	at Tennessee*	SECN		2 p.m.
23	at Vanderbilt*	SECN+		7 p.m.
26	AUBURN*	SECN		2 P.M.

MARCH (0-0)

1-5	SEC Tournament	SECN/ESPNU/ESPN2	TBA

! - Nugget Classic (Reno, Nevada)
 ^ - SEC/Big 12 Challenge (Campus Sites)
 * - Southeastern Conference Game
 All home games played in BWA (19,200)
 All times central and subject to change.

SEASON HONORS

Jessica Jackson

- ▶ Preseason All-SEC First Team selection (Coaches)
- ▶ CollegeSportsMadness.com SEC Player of the Week (Dec. 5)

Jailyn Mason

- ▶ SEC Freshman of the Week (Nov. 29)

GAME 16 | ARKANSAS (11-4 | 0-2 SEC) VS. LSU (12-3 | 1-1 SEC)

RAZORBACKS

Head Coach: Jimmy Dykes

@CoachJimmyDykes

At Arkansas: 41-36 (3)

Career Record: 41-36 (3)

W/L Streak: L2

SERIES INFO

All Time: 16-29 | Fayetteville: 9-12 | Baton Rouge: 7-14 | Neutral: 0-3 | Streak: Arkansas W4

 <http://es.pn/2hShp9X> \ SEC Network Plus \ Alex Perlman and Simeon Hinsey

 Razorback Sports Network \ PxP: Phil Elson
 LR - KABZ-FM-103.7 \ Fayetteville - KOSM-FM-92.1 \ Ft. Smith - KFPW-AM-1230/FM-94.5 \ Rogers - KURM-AM-790/FM-100.3

 <http://statb.us/b/146148> - live stats



LSU

TIGERS

Coach: Nikki Fargas

School Record: 105-75 (6)

Career Record: 177-100 (9)

W/L Streak: W1

STORYLINES

JESSICA JACKSON

- ▶ Single season best 15 consecutive games with double figures
- ▶ Jackson's career-best 34 points against HBU is the second highest point total by an SEC player this year
- ▶ Ranks fifth in career points (1,697), seventh in blocks (124) and 11th in career rebounds (665)
- ▶ Season goal is to shoot more FT (57-80) than 3's (27-72)
- ▶ 92 career games with double figure scoring
- ▶ 24 games with 20+ points (four as a senior)
- ▶ Jessica Jackson ranks third in the SEC in all games, averaging 17.2 points per game and fifth with 258 points scored (1/6/17).
- ▶ Also in the SEC: ranks 18th for rebounding (6.7), tied for seventh in 3-pointers made (1.8), and tied for 12th in offensive rebounds (2.7) in all games



DEFENSE DEFINES US

- ▶ 409 defensive rebounds
- ▶ Holding opponents to .361 from the field
- ▶ Ten of 15 opponents below their season shooting average - 8-2 when that happens
- ▶ Held four opponents to less than 30% from the floor
- ▶ Forced 236 turnovers

TOUGH SCHEDULE

- ▶ Arkansas faces four nonconference and 14 total opponents who advanced to the postseason last year
- ▶ The Razorbacks defeated the 2016 WNIT Champion South Dakota, who returned all of its starters from a year ago
- ▶ This week in the polls - (AP/USA TODAY): Mississippi State (4/4), South Carolina (5/5), Kentucky (24/RV), Tennessee (RV 42/11), Texas A&M (RV 11/6), Ole Miss (RV 6/-)

NEWCOMERS CONTRIBUTE

- ▶ McDonald's All-American **Aaliyah Wilson** made her collegiate debut against Stetson
- ▶ Even though **Bailey Zimmerman** and **Keiryn Swenson** are sophomores, they are seeing significantly more playing time and better numbers this season
- ▶ **Bailey Zimmerman** ranks 21st in the NCAA with a 5.0 assist/turnover ratio
- ▶ **Jailyn Mason** -- Career bests for points (11), FG (5), FGA (10), Rebounds (6) against Stetson. Mason earned **SEC Freshman of the Week** honors Nov. 29 after helping Arkansas to the Nugget Classic title in Reno



LAST GAME'S STARTERS NUMERICAL

NO.	NAME	POS	HT	CL	HOMETOWN/HS/PREVIOUS SCHOOL	PPG	RGP	APG	FG%	3FG%	FT%
00	Jessica Jackson	F	6-3	Sr	Jacksonville, Ark./Jacksonville HS	17.2	6.7	1.7	.418	.375	.713
2	Aaliyah Wilson	G/F	5-10	Fr	Muskogee, Okla./Muskogee HS	3.8	3.3	2.0	.246	.250	.750
3	Malica Monk	G	5-5	So	N. Little Rock, Ark./NLR HS	10.8	2.5	3.3	.485	.375	.800
4	Keiryn Swenson	G/F	6-1	So	Wichita, Kan. /Maize HS	9.3	4.6	0.5	.516	.500	.840
10	Kiara Williams	F/C	6-1	Fr	Little Rock, Ark./LR Central HS	2.8	2.8	0.1	.556	.000	.200
14	Jailyn Mason	PG	5-9	Fr	Mason, Ohio/William Mason HS	7.9	4.5	3.8	.421	.438	.556
20	Sydney Stout	F	6-0	Fr	Bixby, Okla./Bixby HS	2.8	1.8	-	.500	.429	-
21	Devin Cospser	G	5-10	Jr	Coffeyville, Kan. / Field Kindley HS / Coffeyville CCC	6.4	2.3	2.3	.376	.222	.684
22	Bailey Zimmerman	G/F	6-0	So	St. Vincent, Ark. /Wonderview HS	4.8	4.5	1.3	.362	.275	.458
35	Alecia Cooley	C	6-3	Sr	Evanston, Ill./Evanston Township/State Fair CC	7.9	5.5	1.1	.494	.000	.731
42	Yasmeen Ratliff	C	6-5	Fr	Alpharetta, Ga./St. Francis Day	DNP					

ROSTER SUPERLATIVES

BY YEAR

SR	2	Jackson, Cooley
JR	1	Cospser
SO	3	Monk, Swenson, Zimmerman
FR	5	Wilson, Williams, Mason, Stout, Ratliff

BY STATE

Arkansas	4	Jackson, Monk, Williams, Zimmerman
Illinois	1	Cooley
Georgia	1	Ratliff
Kansas	2	Swenson, Cospser
Ohio	1	Mason
Oklahoma	2	Wilson, Stout

BY POSITION

Guard	3	Monk, Mason, Cospser
G/F	3	Wilson, Swenson, Zimmerman
Forward	3	Jackson, Williams, Stout
Center	2	Cooley, Ratliff

PRONUNCIATION GUIDE

Aaliyah	uh-LEE-uh
Malica	mal-i-ka
Keiryn	KEER-rynn
Kiara	key-ARE-uh
Jailyn	JAY-lynn
Alecia	uh-LEE-c-uh
Yasmeen	yas-MEAN
Tari	TAR-e
Deffebaugh	DEFF-uh-baugh

STARTING LINEUPS

OPPONENT	GUARD	GUARD	FORWARD	FORWARD	CENTER
OK BAPT (Exh)	Monk	Mason	Jackson	Zimmerman	Cooley
SHSU	Monk	Mason	Jackson	Zimmerman	Cooley
ULM	Monk	Mason	Jackson	Zimmerman	Cooley
S DAKOTA	Monk	Mason	Jackson	Zimmerman	Cooley
STETSON	Monk	Mason	Jackson	Zimmerman	Cooley
vs. Memphis	Monk	Mason	Jackson	Zimmerman	Cooley
vs. Navy	Monk	Mason	Jackson	Zimmerman	Cooley
at Tulsa	Monk	Mason	Jackson	Zimmerman	Cooley
TEXAS TECH	Monk	Mason	Jackson	Zimmerman	Cooley
BUTLER	Monk	Mason	Jackson	Zimmerman	Cooley
at Mo State	Monk	Mason	Jackson	Zimmerman	Cooley
Northwestern St.	Monk	Mason	Jackson	Zimmerman	Cooley
ORU	Cospser	Mason	Jackson	Zimmerman	Cooley
OPPONENT	GUARD	GUARD	FORWARD	FORWARD	FORWARD
HBU	Cospser	Mason	Jackson	Zimmerman	Swenson
Ole Miss	Cospser	Mason	Jackson	Zimmerman	Swenson
MISS STATE	Monk	Mason	Jackson	Cospser	Swenson
LSU					
Texas A&M					
Alabama					
VANDERBILT					
MISSOURI					
LSU					
GEORGIA					
S CAROLINA					
Florida					
Missouri					
KENTUCKY					
Tennessee					
Vanderbilt					
AUBURN					

JESSICA JACKSON

AMONG SEC LEADERS

Jessica Jackson ranks in the top-5 in several categories among the active leaders in the SEC

- ▶ 1. Scoring with 1697 points
- ▶ 1. Field Goals Made with 581
- ▶ 1. 3-Point Field Goals Made with 179
- ▶ 3. Rebounding with 665 boards
- ▶ 4. Blocks with 124

ACTION JACKSON

- ▶ Jessica Jackson was the second fastest player in program history to reach 1,000 career points.
- ▶ She is one of three players in program history with 1600+ points, 6+ rebounds and 120+ blocks
- ▶ Jackson ranks in the Arkansas career top-5 for points, defensive rebounds, field goals made, field goals attempted, 3-pointers made, 3-pointers attempted, games started and minutes played
- ▶ Named Senior CLASS Award candidate (1-6-17)

JACKSON'S NUMBERS

- ▶ Scored in double figures in a season-best 15 games as a senior and 92 career games
- ▶ Fifteen career double doubles
- ▶ Scored 20+ points 24 times in her career/Four times as a senior
- ▶ She has been Arkansas' leading scorer (or tied for the lead) in 10 games this year
- ▶ She has been among Arkansas' leading rebounders in seven games this year
- ▶ Ranks 11th with 665 career rebounds
- ▶ Ranks seventh with 124 career blocked shots
- ▶ Jessica Jackson has scored in double figures in the first half five times this year (Stetson, Tulsa, Navy, NSU, HBU), including two games with 10 points in the first quarter (Stetson and Tulsa).
- ▶ Jessica Jackson scored a career-high 34 points in the 101-40 win over Houston Baptist. It was her fourth 20+ point game of the year.
- ▶ Jessica Jackson ranks third in the SEC in all games, averaging 17.2 points per game and fifth with 258 points scored (1/6/17).
- ▶ Also in the SEC: ranks 18th for rebounding (6.7), tied for seventh in 3-pointers made (1.8), and tied for 12th in offensive rebounds (2.7) in all games

POINTS/REBOUNDS/BLOCKS

Player	Points	Rebs	Blocks
Shemeka Christon (01-04)	1951	714	162
Delmonica DeHorney (88-91)	1785	641	235
JESSICA JACKSON (14-PRES)	1697	665	124
Sarah Watkins (10-13)	1386	604	201
Stephanie Bloomer (92-95)	1159	691	126
Amanda Holley (82-84)	1154	683	147
Kim Bunge (80-83)	1047	652	116

POINTS

Name (Career)	Yr	Gp	Pts
1. Bettye Fiscus (81-85)	4	112	2,073
2. Shameka Christon (00-04)	4	123	1,951
3. Del. DeHorney (87-91)	4	115	1,785
4. Kimberly Wilson (93-97)	4	120	1,733
5. JESSICA JACKSON (14-PRES.)	3+	106	1,697
6. Shelly Wallace (85-89)	4	119	1,583
7. Wendi Willits (97-01)	4	131	1,574
8. C'eira Ricketts (09-12)	4	129	1,537
9. Christy Smith (94-98)	4	111	1,459
10. Karyn Karlin (96-00)	4	111	1,441



THE NUMBERS

1,697

CAREER POINTS

665

CAREER REBOUNDS

124

CAREER BLOCKS

106

CAREER GAMES PLAYED

DOUBLE FIGURE SCORING STREAKS

FRESHMAN

- 25 games with 10+ points
- 18 games with 15+ points
- 7 games with 20+ points
- 1 game with 30+ points
- In season streak: 10 games

SOPHOMORE

- 26 games with 10+ points
- 18 games with 15+ points
- 5 games with 20+ points
- In season streak: 12 games
- From FR to SO: 7 games

JUNIOR

- 26 games with 10+ points
- 21 games with 15+ points
- 8 games with 20+ points
- In season streak: 10 games
- **From SO to JR: 18 games**

SENIOR

- 15 games with 10+ points
- 8 games with 15+ points
- 4 games with 20+ points
- 1 game with 30+ points
- **In season streak: 15 games**
- From JR to SR: 15 games

WHAT WE ARE TALKING ABOUT

- ▶ Arkansas is 27-12 in home games under head coach Jimmy Dykes. That mark includes an 8-2 record this season and a 10-7 record in conference home games.
- ▶ Arkansas has shot 45 percent or better in seven games this season. Arkansas shot 45 percent or better twice all of last season (30 games) and six times all of 2014-15 (32 games). Arkansas is now 15-0 when shooting 45 percent or better under head coach Jimmy Dykes.
- ▶ Arkansas has held opponents under 30 percent shooting in five games this season: Sam Houston State (26.9), Louisiana-Monroe (22.1), Tulsa (29.7), Northwestern State (25.0) and Houston Baptist (24.1).
- ▶ Arkansas has had five different players score in double figures in the first half of games this season: Jessica Jackson (five times), Malica Monk (two times), Keiryn Swenson (two times), Alecia Cooley and Devin Cosper.
- ▶ Arkansas has won the rebounding battle in 11 of the 15 games this season, going 10-1 in those and improving to 33-8 when winning the rebounding battle under head coach Jimmy Dykes.
- ▶ Arkansas ranks seventh in the SEC in field-goal percentage (.432) and fourth in the SEC in 3-point field-goal percentage (.357). Defensively, Arkansas ranks sixth in field-goal percentage defense (.361) and fifth in the 3-point field-goal percentage defense (.279).
- ▶ Arkansas ranks third in the SEC and 27th in the nation in the turnovers per game, committing just 13.4 turnovers per game.
- ▶ Arkansas ranks fourth in the SEC and 29th in the nation in scoring defense, holding opponents to 56.3 points per game.
- ▶ Arkansas ranks fifth in the SEC in offensive rebounding percentage (.374) and defensive rebounding percentage (.708). Arkansas is one of two SEC schools, along with Mississippi State, to rank in the top five of both categories.
- ▶ Arkansas also ranks seventh in the SEC and 45th in the nation in rebound margin, outrebounding opponents by 6.9 rebounds per game.
- ▶ Arkansas is off to an 11-4 start for the first time under head coach Jimmy Dykes, the best start since a 14-1 start to the 2013-14 season.
- ▶ Arkansas finished with an 11-2 nonconference regular-season record, the best under head coach Jimmy Dykes and the best since a 13-0 record during the 2013-14 season.

PLAYER NOTES AND NUMBERS

- ▶ Among Arkansas' leading scorers: Jackson 10x; Swenson 2x; Cooley 1x; Monk 1x; Cosper 1x; Mason 2x
- ▶ Among Arkansas' leading rebounders: Jackson

7x; Cooley 3x; Zimmerman 3x; Mason 2x, Swenson 2x

- ▶ Six Razorbacks average 20+ minutes per game: Jackson, Monk, Cooley, Mason, Swenson, Zimmerman
- ▶ Jessica Jackson leads the team in points, scoring average, field goal attempts, field goals made, 3-point field goal attempts, 3-point field goals made, free throw attempts, free throws made, offensive and defensive rebounds
- ▶ Malica Monk scored in double figures for the eighth time in 12 games, finishing with a team-high 17 points against Mississippi State. It was one-point shy of tying her career high.
- ▶ Jessica Jackson has scored in double figures in the first 15 games, finishing with 12 points against Mississippi State. She leads the team and ranks third in the SEC in scoring, averaging 17.2 points per game.
- ▶ Jessica Jackson ranks fifth in the SEC in free throws attempted (80) and seventh in free throws made (57).

DYK - JAILYN MASON

- ▶ Jailyn Mason moved to point guard for three games (ORU, HBU, Ole Miss).
- ▶ In that time, Mason scored 39 points, had 24 assists, grabbed 15 rebounds and had just two turnovers in 109 minutes of play at PG
- ▶ Her 11 assists versus HBU ranks tied for the sixth most in a game by an SEC player this season
- ▶ Mason had her first double-double with 10 points and 11 assists against HBU and followed with her second double-double with 10 points and 10 assists at Ole Miss.
- ▶ Jailyn Mason scored in double figures for the third straight game and recorded a double-double for the second straight game, finishing with 10 points and 10 assists against Ole Miss.
- ▶ She has 26 assists and just four turnovers in 144 minutes over the last four games.

TEAM NOTES AND NUMBERS

- ▶ Arkansas has made 25+ field goals in seven games; the Razorbacks are 7-0 in those games
- ▶ Arkansas has made 5+ 3-pointers in 12 games and the team is 10-2 in those games
- ▶ The Razorbacks have made 15+ free throws in six games and are 4-2 in those contests
- ▶ Arkansas has scored 70+ points seven times; we are 7-0 in those games
- ▶ Arkansas has outscored its opponents 10 times in the first half, been tied once and been outscored four times in the first 20 minutes

SEEING DOUBLE

DOUBLE FIGURE GAMES

Jessica Jackson (92/25)	Times 20+ (30+)
2013-14	25 7 (1)
2014-15	26 5
2015-16	26 8
2016-17	15 4 (1)

Devin Cosper (17)	Times
2015-16	14
2016-17	3

Alecia Cooley (14)	Times
2015-16	7
2016-17	7

Malica Monk (11)	Times
2015-16	3
2016-17	8

Keiryn Swenson (7)	Times
2016-17	7

Jailyn Mason (5)	Times
2016-17	5

Aaliyah Wilson (2)	Times
2016-17	2

Bailey Zimmerman (1)	Times
2016-17	1

DOUBLE-DOUBLES

Jessica Jackson

Pts	Reb	Opponent	Date
11	10	at Ole Miss	1-1-17
34	10	Houston Baptist	12-28-16
16	10	Florida	1-29-16
15	12	at Butler	12-13-15
13	10	Southeastern La.	11-13-15
20	13	SHSU	11-15-15
19	11	at Missouri	3-1-15
17	13	LSU	2-22-15
14	11	at Alabama	2-1-15
18	10	No. 5/8 Texas A&M	1-4-15
19	12	Savannah State	11-16-14
18	11	Tennessee Tech	12-20-13
23	10	at Florida	1-9-14
31	10	Ole Miss	1-19-14
19	12	Auburn	2-2-14
21	11	Ole Miss (SEC)	4-5-14

Alecia Cooley

Pts	Reb	Opponent	Date
11	10	Florida	1-28-16
12	10	No. 24 Missouri	1-17-16
12	10	Missouri State	12-2-15
10	11	Memphis	12-25-16

Jailyn Mason

Pts	Ast	Opponent	Date
10	10	at Ole Miss	1-1-17
10	11	Houston Baptist	12-28-16

THE FOURTH QUARTER

- ▶ Arkansas is shooting 38.3% (80-209) in the fourth quarter
- ▶ Jessica Jackson averages 3.3 ppg in the final frame
- ▶ The Razorbacks are outrebounding opponents 169-133 in the fourth quarter
- ▶ Arkansas is outscoring opponents by a +1.6 margin and out rebounding them by +2.4
- ▶ Arkansas has committed more turnovers (45) than its opponents (39)
- ▶ Arkansas has outscored nine opponents in the fourth quarter winning six of those games and falling to Missouri State, ORU and at Ole Miss
- ▶ South Dakota, Navy, Texas Tech, Butler and NSU all outscored Arkansas in the fourth quarter but the Razorbacks won the game
- ▶ Arkansas outscored Tulsa 23-11 on the road - the largest margin this season

RPI NOTES (1/6/17)

- ▶ Arkansas currently ranks No. 114 in the NCAA RPI report
- ▶ Arkansas is No. 75 in the Jeff Sagarin/CBN ratings
- ▶ Arkansas is No. 114 in the Warren Nolan rankings

MOVING UP (1-2-17)

Arkansas' field goal percentage is getting better. Last season, the Razorbacks shot .365 from the field (676-1850). This year, the Razorbacks are shooting .441 (374-848) and rank as the fourth-most improved team from a year ago.

Top 10 Improved FG% Teams

1. Texas Tech	8.75%
2. Mississippi State	8.59%
3. Ole Miss	7.71%
4. Arkansas	7.52%
5. Rider	7.51%
6. Washington	7.36%
7. Portland State	7.29%
8. Providence	7.00%
9. Hartford	6.82%
10. Wichita State	6.72%

ARKANSAS' STARTERS

- ▶ The Razorback starters have scored 740 points - 69.35% of the team's points
- ▶ The starters have grabbed 357 rebounds - 58.43% of the total
- ▶ The starters have made 56 3-pointers and are 150-207 (.725) from the line

ARKANSAS' BENCH

- ▶ The Razorback bench has outscored the opponent's bench 327-250 this year
- ▶ Alecia Cooley came off the bench since the HBU game. She leads the team's bench players with 8.0 ppg in that role.
- ▶ Arkansas' bench has hit 30 3-pointers compared to just 18 by opponents

STORYLINES

#BeArkansas

#BeArkansas - We keep the players who fit our program's needs home as well as show other great players what it means to represent the Razorbacks

- ▶ Five in-state players
- ▶ Five newcomers had offers from several other schools but chose Arkansas because of the coaching staff, the current players and the university
- ▶ Fayetteville No. 1 In Best Value. More: <http://bit.ly/2emfca0>.
- ▶ Be Relentless...Be Hard To Guard...Be the team no one wants to play

Expectations

Dykes has high expectations for this season. He has nine returners and five newcomers who will impact the team from day one.

- ▶ Return 77.9% of our scoring including our top three scores (Jackson, Cospser, Danberry)
- ▶ Return 70.3% of our rebounding including three of the top four (lost Melissa Wolff)
- ▶ Nine returning players and five newcomers including ESPN No. 30 Aaliyah Wilson

Awards \ Honors \ Goals

Jessica Jackson returns for her senior season as just the fourth player in program history to earn All-SEC First Team honors. Her goal is to elevate her game and get drafted by the WNBA at the end of the year.

Jackson was named **CollegeSportsMadness.com SEC Player of the Week** Dec. 5.

Jackson was named as a Senior CLASS Award candidate (1-5-17)

Newcomer **Aaliyah Wilson** is just the second McDonald's All-American to sign with Arkansas out of high school. Expectations are high for this freshman.

Jailyn Mason earned **SEC Freshman of the Week** honors Nov. 29, after helping the Razorbacks to the Nugget Classic title in Reno. It is her first collegiate honor and the first for Arkansas this season.

ON THIS DATE

Jan. 8

1979	Arkansas	55	Ark. Tech	58	Fayetteville
1981	Arkansas	47	Wichita St.	68	Wichita
1983	Arkansas	34	La. Tech	74	Ruston
1985	Arkansas	74	TCU	54	Fayetteville
1991	Arkansas	76	Texas	61	Fayetteville
1994	Arkansas	64	GA	73	Fayetteville
1995	#24 AR	67	#11 GA	72	Athens
1997	Arkansas	81	Illinois	100	Champaign
2004	Arkansas	44	#5 UT	83	Knoxville
2006	Arkansas	52	#20 VU (OT)	51	Fayetteville
2009	Arkansas	42	LSU	62	Fayetteville
2012	Arkansas	38	#6/7 UT	68	Fayetteville

Building a Strong Foundation

Jimmy Dykes is building a strong foundation. The goal is to win but he won't sacrifice the process. Academics, work ethic and attitude will impact playing time as much as a player's shooting percentage.

- ▶ Getting players who fit our style on and off the court
- ▶ Getting things done in the classroom - six consecutive semesters above a 3.0 GPA

HOME SWEET HOME

- ▶ Arkansas is 254-97 in 24 seasons in Bud Walton
- ▶ Jimmy Dykes is 28-11 in BWA (8-6/11-4/7-1)

2016-17 NEWCOMERS

FRESHMAN VIDEOS

Get to know our newcomers in their own words. Watch Now!

MASON - bit.ly/MasonShoe
 Ratliff - bit.ly/YasRatliff
 Stout - bit.ly/GTKStout
 Williams - bit.ly/KiaraWilliams
 Wilson - bit.ly/AWilsonHorses

- ▶ Yasmeen Ratliff is the daughter of long-time NBA player Theo Ratliff
- ▶ Ratliff says defense is her strength
- ▶ Kiara Williams grew up in a busy household with two step-brothers, a little sister and little brother, a cousin and two aunts
- ▶ Williams is a big fan of the Marvel superhero movies
- ▶ Jailyn Mason has an Air Jordan shoe collection
- ▶ Check out the photos of Mason's collection here > bit.ly/MasonShoe
- ▶ Aaliyah Wilson has three siblings and a lot of cousins - her grandmother had 16 children
- ▶ Wilson loves to ride horses and has owned a couple of horses

WE ARE FAMILY

Several Razorback players hail from large families. Check out some of the family sizes here.

Jessica Jackson	7
Chris, Adrian, Asia, Jennifer, Kailyn, Cedric, Khylan	
Alecia Cooley	7
Mia, Cojuan, Janava, Cheri, Laurie, Amber, Jasmine	
Yasmeen Ratliff	5
Stacia, Alexis, Sasha, Adonis, Darius	
Kiara Williams	4*
Jasmine Davis, Rodney Davis, Deunte Davis, Deundre Davis	
Bailey Zimmerman	3
John Paul, Jordan, Brooke	
Malica Monk	2
Mark, Mason	
Keiryn Swenson	2
Kameron, Konner	
Aalyah Wilson	2**
Devante, Alexis	
Devin Cospers	1
Sierra	
Sydney Stout	1
Savanna	
Jailyn Mason	14***
Roman, Amari, Elijah, Isaiah	

*Williams also grew up with 2 aunts and a cousin in the household

**Grandmother had 16 kids so she had a lot of cousins around

***Has 14 siblings and is closest with the ones who are listed

SPEAKING OF FAMILY

Bailey Zimmerman is a cousin of Arkansas men's basketball assistant coach Matt Zimmerman.

A MAJOR ACCOMPLISHMENT

Alecia Cooley	Communication
Devin Cospers	Communication
Briunna Freeman	Psychology
Jessica Jackson	Rec. & Sport Management
Jailyn Mason	Journalism: News/Editorial
Malica Monk	Rec. & Sport Management
Yasmeen Ratliff	Apparel Merch./Product Dev.
Tatiana Smith	Criminal Justice
Sydney Stout	Management
Keiryn Swenson	Accounting
Kiara Williams	Agricultural Business
Aaliyah Wilson	Pre-Physical Therapy
Bailey Zimmerman	Apparel Merch./Product Dev.

DEEP BENCH-WITH EXPERIENCE

Last season, Arkansas had just three returners who had played minutes for head coach Jimmy Dykes. This year, the Razorbacks returned nine players who saw action in games last season. The returners had 290 combined games of experience, 2,367 career points and 1,065 career rebounds prior to the 2016-17 season.

► Arkansas welcomed eight newcomers in 2015-16 and was the youngest team in the SEC and fifth-youngest in the country in terms of current players with minutes under the current head coach.

► This year, the Razorbacks returned nine of 12 players from a year ago and have two seniors on the roster making them much more experienced than a year ago.

DOUBLE DIGIT SCORING IN THE FIRST HALF

► Malica Monk was the first player to score in double figures in the first half of a game with 10 points against Sam Houston State.

► Monk posted 10 first half points against No. 4 Mississippi State in her first game back from injury

► Jessica Jackson scored in double figures in the first half five times this year:

- ✓ Stetson with 11
- ✓ Navy with 14
- ✓ at Tulsa with 10
- ✓ Northwestern State with 17
- ✓ HBU with 20 (in 15 minutes)

► Jessica Jackson had 10 points in the first quarter against Stetson. It is the second time in her career she had double figure points in the 1Q

► Jessica Jackson added a third time with 10 points in 1Q at Tulsa

► Alecia Cooley had 10 points in the first half against Memphis

► Keiryn Swenson became the fourth different Razorback with double digits in the first 20 minutes when she had 12 against Butler

► Devin Cospers added her name to this list with double digits in the first 20 minutes at Missouri State. She finished with a career-best 18 points.

TOUGH SCHEDULE IN 2016-17

The SEC is always a tough place to play and this year is no exception

- Arkansas faces seven ranked or receiving votes (as of 12/27/16) opponents for eight games in SEC play
- This includes No. 5 Mississippi State, No. 6 South Carolina, No. 17 Kentucky, RV (11) Tennessee, (7) Texas A&M, (3) Ole Miss, (2) Vanderbilt
- The Razorbacks have a stretch in which five of seven opponents are ranked or getting votes
- Two of those contests are on the road
- The SEC sent nine teams to the NCAA Tournament an one other to the WNIT last season

It's not just the SEC either. The Razorbacks have put together a non-conference schedule that will allow the team to find itself while getting tough for league play:

- Arkansas hosted WNIT Champ South Dakota
- The Razorbacks travel to Missouri State who took part in last year's NCAA Tournament
- Northwestern State picked sixth/T5th; Houston Baptist picked 8th/8th; Sam Houston State picked 9th/9th in Southland preseason coach's/sports information director's polls
- Stetson and Texas Tech are 8-3, South Dakota 10-2

PREVIOUS GAME NOTES

- ▶ The win over Stetson denied the Hatters a 5-0 start for the first time in program history.
- ▶ The win over South Dakota snapped an eight-game winning streak. That was the second-longest winning streak in the nation at that time.
- ▶ Arkansas held Tulsa to season lows in field-goal percentage (29.7 percent), 3-point field-goal percentage (14.3 percent) and scoring (50 points).
- ▶ Held Stetson to two offensive rebounds; Held Tulsa to season low field goal percentage (29.7) and 3-point field goal percentage (14.3)
- ▶ Arkansas had 11 consecutive defensive stops in the fourth quarter in a come-from-behind win at Tulsa
- ▶ Arkansas defeated Tulsa 57-50, when trailing 39-34 after three quarters. Since the NCAA switched to four quarters for the 2015-16 season, the only other time that Arkansas won when trailing after three quarters was Feb. 18, 2016, at home against Alabama, when Arkansas trailed 51-48 and came back to win 69-67.
- ▶ Arkansas defeated Texas Tech 66-60, to improve to 2-1 all-time in the SEC/Big 12 Challenge, and also help the SEC to a 6-4 win over the Big 12 in the SEC/Big 12 Challenge this season.
- ▶ Opened with 10-0 run holding Butler without a point for the first 4:57 of the game
- ▶ Arkansas held Northwestern State to 36 points, including 13 first-half points, both season lows for points allowed by Arkansas. The 41-13 half-time lead also represented their largest half-time lead this season.
- ▶ Arkansas closed nonconference play with a 101-40 win over Houston Baptist, eclipsing the century mark for the first time since scoring 100 in a 100-54 win over Mississippi Valley State on Dec. 28, 2013.
- ▶ Arkansas set season highs for points in the first half (54 points), halftime lead (30 points), points in a game (101 points) and margin of victory (61 points) against Houston Baptist.
- ▶ Also against Houston Baptist, Arkansas set season highs with 10 3-point field goals and 27 assists. Jailyn Mason set a career high and an Arkansas individual season high with 11 assists.
- ▶ Arkansas set the school record with 31 points in the second quarter and tied the school record with 34 points in the third quarter, outscoring Houston Baptist 65-18 in the middle frames.
- ▶ Arkansas shot 52.1 percent from the floor against Houston Baptist, its third game to shoot 50 percent or better and its seventh game to shoot 45 percent or better this season.

- ▶ Arkansas held Houston Baptist to 24.1 percent shooting, the second-lowest field-goal percentage allowed by Arkansas and the fourth game that Arkansas has held an opponent under 30 percent shooting this season.
- ▶ Arkansas held Mississippi State to 59 points, its second-lowest scoring output of the season, and 36.5 percent shooting from the floor and 18.2 percent shooting from 3-point range, both of which are its second-lowest shooting percentages of the season.

AP TOP 25 (1.2.17)

RK	TEAM	RECORD	PTS
1	Connecticut (33)	13-0	825
2	Baylor	13-1	781
3	Maryland	13-1	739
4	Mississippi State	15-0	714
5	South Carolina	11-1	691
6	Florida State	13-1	654
7	Notre Dame	12-2	651
8	Louisville	13-2	610
9	UCLA	11-2	551
10	Stanford	12-2	497
11	Ohio State	12-4	440
12	Washington	14-2	418
13	Duke	12-1	415
14	Miami	11-2	405
15	Texas	8-4	324
16	Oregon State	13-1	304
17	West Virginia	13-1	289
18	Virginia Tech	13-0	282
19	Arizona State	10-3	256
20	California	13-1	160
20	Oklahoma	11-3	160
22	South Florida	11-1	146
23	DePaul	10-4	88
24	Kentucky	9-5	71
25	Kansas State	11-3	54

Others receiving votes: Tennessee 42, Colorado 38, Syracuse 37, NC State 26, Texas A&M 11, Utah 10, Ole Miss 6, USC 5, Michigan 5, Boise State 5, Green Bay 5, Northwestern 4, Marquette 3, Oklahoma State 2, Georgia Tech 1

USA TODAY COACHES POLL (1.2.17)

RK	TEAM	RECORD	PTS
1	Connecticut (32)	13-0	800
2	Baylor	13-1	747
3	Maryland	13-1	723
4	Mississippi State	15-0	701
5	South Carolina	11-1	681
6	Notre Dame	13-2	637
7	UCLA	11-2	578
8	Florida State	13-2	533
9	Louisville	13-3	499
10	Stanford	12-2	475
11	Washington	14-2	444
12	Oregon State	13-1	439
13	Ohio State	12-4	430
14	Miami	12-2	387
15	Duke	13-1	383
16	West Virginia	13-1	304
17	Texas	8-4	284
18	Virginia Tech	14-0	249
19	Arizona State	10-3	235
20	California	13-1	204
21	DePaul	11-4	140
22	South Florida	11-1	110
23	NC State	12-3	107
24	Oklahoma	11-3	97
25	Syracuse	10-5	83

Others receiving votes: Michigan State 32, Northwestern 17, Kentucky 17, Green Bay 16, Tennessee 11, Michigan 11, Oklahoma State 7, Texas A&M 6, Kansas State 5, Tulane 3, Utah 3, Temple 2

STATS & STANDINGS

TEAM	SEC			OVERALL		
	W	L	PCT.	W	L	PCT.
Mississippi State	2	0	1.000	16	0	1.000
South Carolina	2	0	1.000	12	1	.923
Tennessee	2	0	1.000	10	4	.714
Alabama	1	1	.500	13	2	.867
Auburn	1	1	.500	11	5	.688
Georgia	1	1	.500	9	6	.600
Kentucky	1	1	.500	10	5	.667
LSU	1	1	.500	12	3	.800
Ole Miss	1	1	.500	12	3	.800
Missouri	1	1	.500	11	5	.688
Texas A&M	1	1	.500	11	4	.733
Arkansas	0	2	.000	11	4	.733
Florida	0	2	.000	9	6	.600
Vanderbilt	0	2	.000	10	5	.667

SEC & NCAA STATS (1/6/17)

CATEGORY*	ALL GAMES	SEC ONLY	NCAA
Assist/Turnover Ratio	3 (1.2)	7 (0.8)	49
Blocked Shots	4 (4.6)	2 (12)	56
Fewest Fouls	5 (218)	-	71
Fewest Turnovers	3 (201)	6 (30)	72
Fouls Per Game	4 (14.5)	-	27
Scoring Defense	4 (56.3)	6 (66.0)	29
Scoring Margin	5 (+14.9)	10 (-8.5)	37
3-Point FG Defense	5 (27.9)	4 (229)	51
3-Point FG Pct	4 (35.7)	10 (.278)	53
Turnovers Per Game	3 (13.4)	6 (15.)	27

*Top five only

CATEGORY	ALL GAMES	NCAA
Jessica Jackson		
Scoring	3 (17.2)	78
FGA	6 (208)	64
FGM	10 (87)	99
FG Pct	17 (41.8)	216
Points	5 (258)	56
PPG	3 (17.2)	78
FTA	5 (80)	49
Malica Monk		
Assist/TO Ratio	6 (2.29)	43
Steals Per Game	9 (2.0)	160
Jailyn Mason		
Assist/TO Ratio	4 (2.71)	21
Assists	9 (57)	148
Alecia Cooley		
Blocks	11 (18)	148
BPG	12 (1.2)	196

SEC SCHEDULE

JANUARY

8 (Sunday)

*Alabama at Missouri (SECN+)	2:00 p.m. CT
*LSU at Arkansas (SECN+)	2:00 p.m. CT
*Ole Miss at Auburn (SEC Network)	3:00 p.m. CT
*South Carolina at Florida (ESPNU)	12:00 p.m. ET
*Vanderbilt at Georgia (SEC Network)	12:00 p.m. ET
*Texas A&M at Kentucky (SEC Network)	2:00 p.m. ET
*Mississippi State at Tennessee (SECN+)	2:00 p.m. ET

12 (Thursday)

*Kentucky at Alabama (SECN+)	7:00 p.m. CT
*Arkansas at Texas A&M (SECN+)	7:00 p.m. CT
*Auburn at Vanderbilt (SECN+)	7:00 p.m. CT
*Florida at Mississippi State (SEC Network)	8:00 p.m. CT
*Georgia at South Carolina (SEC Network)	7:00 p.m. ET
*Missouri at LSU (SECN+)	7:00 p.m. CT
*Tennessee at Ole Miss (SECN+)	6:00 p.m. CT

ABOUT OUR OPPONENT

LSU TIGERS

- ▶ Arkansas faces LSU twice in the regular season for the first time since the 2011-12 season and hosts LSU for the first time since the 2014-15 season, when the Razorbacks won 63-41.
- ▶ Picked to finish 12th in the SEC preseason coaches' poll, LSU is 12-3 overall and 1-1 in SEC play. The Lady Tigers began SEC play with a 74-48 loss at Mississippi State and a 78-67 win over Florida.
- ▶ LSU ranks sixth in the SEC and 42nd in the nation in scoring defense (57.3 points per game).
- ▶ LSU leads the SEC and ranks second in the nation in steals (14.0 steals per game) and also ranks third in the SEC and 12th in the nation in turnovers forced (22.7 turnovers per game).
- ▶ Raigyne Moncrief leads LSU in scoring, averaging 15.0 points per game. Chloe Jackson also averages in double figures, averaging 13.5 points per game.
- ▶ Raigyne Moncrief (3.4 steals per game) and Chloe Jackson (2.3 steals per game) both rank in the top five in the SEC in steals. Moncrief leads the league and ranks 12th in the nation in steals.

SERIES NOTES

- ▶ All Time: 16-29
- ▶ Fayetteville: 9-12
- ▶ Baton Rouge: 7-14
- ▶ Neutral: 0-3
- ▶ Streak: Arkansas W4

- ▶ Arkansas is 16-29 all-time against LSU but has won each of the last four meetings, including each of the last two meetings played in both Fayetteville and Baton Rouge.
- ▶ Arkansas won last year's lone meeting in Baton Rouge, defeating LSU 48-44. The 44 points were the lowest scoring output by an SEC opponent and the second-lowest by any opponent this past season

	ARK	LSU
Scoring	1067	1030
PPG	71.1	68.7
Margin	+14.9	+11.4
Field Goals	390	402
Attempted	902	887
Pct	.432	.453
3-Point FG	86	16
Attempted	241	83
3PTPG	5.7	1.1
Pct.	.357	.193
Free Throws	201	210
Attempted	290	327
FTPG	13.4	14.0
Pct.	.693	.642
Rebounds	611	505
RPG	40.7	33.7
Margin	+6.9	-0.5
Assists	226	190
APG	15.1	12.7
Turnovers	201	218
TPG	13.4	14.5
TO Margin	+2.3	+8.1
Steals	115	210
SPG	7.7	14.0
Blocks	69	38
BPG	4.6	2.5

LSU 16-29

Games: 45 | SEC: 16-29

Series Record: Arkansas trails 15-29

Fayetteville: 9-12 | Baton Rouge: 7-14 | Neutral: 0-3

2/11/1992	AR	74	LSU	66	Fayetteville
2/10/1993	AR	69	LSU	66	Baton Rouge
2/7/1994	AR	64	LSU	75	Fayetteville
2/14/1995	#18 AR	82	LSU	72	Baton Rouge
1/23/1996	#22 AR	73	LSU	72	Baton Rouge
1/31/1996	#24 AR	74	LSU	65	Fayetteville
3/23/1996	AR	63	LSU	91	Amarillo
1/21/1997	#13 AR	72	LSU	79	Baton Rouge
2/19/1997	#20 AR	66	#3 LSU	76	Fayetteville
1/6/1998	AR	81	LSU	66	Fayetteville
2/11/1998	AR	55	LSU	77	Baton Rouge
1/6/1999	AR	51	LSU	85	Baton Rouge
2/11/1999	AR	86	#20 LSU	61	Fayetteville
1/13/2000	AR	69	#17 LSU	82	Fayetteville
2/12/2000	AR	51	#7 LSU	68	Baton Rouge
1/11/2001	AR	54	#9 LSU	61	Baton Rouge
2/11/2001	AR	58	#14 LSU	62	Fayetteville
1/20/2002	AR	55	LSU	65	Baton Rouge
2/10/2002	AR	80	LSU	71	Fayetteville
1/19/2003	#10 AR	82	#2 LSU	72	Fayetteville
2/27/2003	#21 AR	57	#4 LSU	70	Baton Rouge
3/7/2003	#23 AR	72	#6 LSU	78	N. Little Rock
1/22/2004	AR	65	#12 LSU	73	Fayetteville
2/12/2004	AR	65	#16 LSU	92	Baton Rouge
1/20/2005	AR	45	#2 LSU	91	Baton Rouge
2/24/2005	AR	64	#1 LSU	90	Fayetteville
2/2/2006	AR	59	#3 LSU	93	Fayetteville
2/19/2006	AR	42	#2 LSU	64	Baton Rouge
1/25/2007	AR	53	#8 LSU	70	Baton Rouge
2/15/2007	AR	65	#7 LSU	86	Fayetteville
1/10/2008	AR	54	#11 LSU	76	Fayetteville
2/28/2008	AR	46	#6 LSU	83	Baton Rouge
1/8/2009	AR	42	LSU	62	Fayetteville
2/5/2009	AR	53	LSU	68	Baton Rouge
1/7/2010	AR	38	#11 LSU	65	Fayetteville
2/25/2010	AR	53	#20 LSU	70	Baton Rouge
1/27/2011	AR	53	LSU	45	Baton Rouge
2/20/2011	AR	42	LSU	40	Fayetteville
1/22/2012	AR	72	LSU	52	Baton Rouge
2/16/2012	AR	42	LSU	50	Fayetteville
3/2/2012	AR	40	LSU	41	Nashville (SEC)
1/10/2013	AR	63	LSU	54	Fayetteville
2/23/2014	AR	57	#19/18 LSU	53	Baton Rouge
2/22/2015	AR	63	LSU	41	Fayetteville
1/21/2016	AR	48	LSU	44	Baton Rouge

ARKANSAS RECORD WHEN ...

.....'16-'17	Dykes
Scoring First.....	7-2.....NA
Leading at Halftime.....	9-1.....33-9
Tied at Halftime.....	1-0.....3-0
Trailing at Halftime	1-3.....5-27
Shoots 45% or better.....	7-0.....15-0
Shoots less than 45%	4-4.....26-36
Opponent shoots less than 45%	10-3.....38-24
Opponents shoots 45% or better	1-1.....3-12
Outrebound opponent.....	10-1.....33-8
Ties opponent rebounds.....	0-0.....2-3
Outrebounded by opponent	1-3.....5-25
Fewer Turnovers.....	7-3.....23-19
Same number of turnovers.....	0-1.....4-5
More TOs than opponent	4-0.....14-12
Overall.....	11-4.....41-36
Home	8-2.....27-12
Road.....	1-2.....8-19
Neutral	2-0.....6-5
Nonconference	11-2.....28-15
Nonconference home	8-1.....17-5
Nonconference away	1-1.....5-5
Nonconference neutral	2-0.....6-5
In November	7-0.....15-4
In December	4-2.....11-8
In January	0-2.....6-13
In February.....	x.....7-7
In March.....	x.....2-4
On Monday	1-0.....5-1
On Tuesday	x.....x
On Wednesday.....	3-1.....5-3
On Thursday	1-1.....9-11
On Friday	2-0.....6-3
On Saturday.....	2-0.....3-1
On Sunday	2-2.....13-17
White Uniforms.....	10-2
Cardinal Uniforms.....	1-2
Shots at the Buzzer (Quarter, Half or Game)	
Jessica Jackson	
SD 4Q (:09); TTU 1Q (3pt :01); NSU 2Q (3pt :01)	
Jailyn Mason	
Memphis 1Q (3pt :00); Texas Tech 2Q (:06); ORU 1Q (:04)	
Aaliyah Wilson	
Texas Tech 3Q (3pt :02)	
Malica Monk	
Memphis 3Q (layup :01); Butler 1Q (:04)	
Devin Cosper	
Butler 3Q (3 pt :02)	
Sydney Stout	
HBU 2Q (2pt :03)	

2016-17 Margin of Victory/Defeat

	1	2	3	4	5	6	7	8	9	10	11-15	16-19	20+	Record
Wins	-	-	2	-	-	1	1	-	-	-	-	2	5	11
Losses	-	1	-	-	-	-	-	1	1	1	-	-	0	4

Most First Period Points

2016-17	25	SHSU (11-11-16)
All-Time	27	SELA (11-13-15)
Opponent	25	SDSU (11-18-15)

Most Third Period Points

2016-17	34	HBU (12-28-16)*
All-Time	34	HBU (12-28-16)*
Opponent	30	at Ole Miss (1-1-17)

Fewest First Period Points

2016-17	8	at Ole Miss (1-1-17)
All-Time	3	#5/6 Texas (12-20-15)
Opponent	6	SHSU (11-11-16)

Fewest Third Period Points

2016-17	8	at Tulsa (11-30-16)
All-Time	7	at #2 SC (1-3-16)
Opponent	4	LSU (1-21-16)

Most Second Period Points

2016-17	31	HBU (12-28-16)
All-Time	31	HBU (12-28-16)
Opponent	35	at #2 S. Carolina (1-3-16)

Most Fourth Period Points

2016-17	23	at Ole Miss (1-1-17)*
All-Time	32	Tulsa (11-23-15)
Opponent	27	Georgia (2-25-16)

Fewest Second Period Points

2016-17	5	at Tulsa (11-30-16)
All-Time	5	at Tulsa (11-30-16)
Opponent	5	#5/6 Texas (12-20-15)

Fewest Fourth Period Points

2016-17	12	Butler (12-7-16)
All-Time	5	#7 Ore. St. (11-28-15)
Opponent	10	#24 Missouri (1-17-16)*

Most First Half Points

2016-17	54	HBU (12-28-16)
All-Time	65	Tenn State (11-27-88)
Opponent	63	Texas (1-9-89)

Largest Margin of Victory

2016-17	61	HBU (12-28-16)
All-Time	79	(108-29) B Wesleyan (2-18-77)
Opponent	54	(28-82) La Tech (11-30-78)

Fewest First Half Points

2016-17	22	#4 Miss State (1-5-17)
All-Time	11	at Missouri (3-1-15)*
Opponent	8	Montana State (1-5-03)

*Most Recent

Jump Balls Won

Arkansas	7	Cosper	1	20+ Points/30+ Points
Opponent	8	Jackson	4/1	Jackson

Scored First Points

Jackson	5	1H Double Figures	5	10+ Rebounds
Zimmerman	4	Jackson	5	Cooley
Mason	2	Monk	2	Jackson
Cosper	2	Swenson	2	5+ Assists/10+ Assists
Cooley	2	Cooley	1	Mason
Cooley	1	Cosper	1	Monk
Monk	1	1Q Double Figures	3	Cosper
		Jackson	3	

First Off The Bench

Wilson	5	Rebounding Leader	7	Double-Doubles
Swenson	4	Jackson	7	Jackson
Cosper	3	Cooley	4	Mason
Freeman	2	Swenson	3	Cooley
Stout	2	Zimmerman	1	Charges Drawn
Cooley	1	10+ Points	15	Swenson
Williams	1	Jackson	7	Jackson
Wilson	1	Swenson	7	Zimmerman
		Cooley	7	Monk
		Monk	7	Wilson
		Mason	5	Cooley
		Freeman	3	Cosper
		Cosper	3	
		Wilson	3	Forced 10-Second
		Zimmerman	1	Violations
		Mason	1	

Points Leader

Jackson	10	15+ Points	8	Forced Opponent
Swenson	2	Jackson	8	Shot Clock Violations
Monk	2	Swenson	3	
Cooley	1	Monk	2	
Cosper	1	Cosper	1	
Wilson	1	Mason	1	
Mason	1			

3-Point Leader

Jackson	9		
Swenson	5		
Zimmerman	2		
Mason	1		
Wilson	1		



@RazorbackWBB STATISTICS
ARKANSAS Combined Team Statistics (as of Jan 05, 2017)
All games



RECORD:	OVERALL	HOME	AWAY	NEUTRAL
ALL GAMES	11-4	8-2	1-2	2-0
CONFERENCE	0-2	0-1	0-1	0-0
NON-CONFERENCE	11-2	8-1	1-1	2-0

##	Player	gp-gs	min	avg	Total		3-Point		F-Throw		Rebounds				pf	dq	a	to	blk	stl	pts	avg			
					fg-fga	fg%	3fg-fga	3fg%	ft-fga	ft%	off	def	tot	avg											
00	JACKSON, Jessica	15-15	447	29.8	87-208	.418	27-72	.375	57-80	.713	40	61	101	6.7	34	0	26	35	13	13	258	17.2			
03	MONK, Malica	12-12	355	29.6	47-97	.485	3-8	.375	32-40	.800	9	21	30	2.5	27	1	39	17	3	24	129	10.8			
04	SWENSON, Keiryn	15-3	358	23.9	49-95	.516	20-40	.500	21-25	.840	27	42	69	4.6	20	0	8	11	14	8	139	9.3			
14	MASON, Jailyn	15-15	461	30.7	53-126	.421	7-16	.438	5-9	.556	12	56	68	4.5	32	1	57	21	5	14	118	7.9			
35	COOLEY, Alecia	15-12	330	22.0	40-81	.494	0-0	.000	38-52	.731	32	51	83	5.5	18	0	16	27	18	6	118	7.9			
21	COSPER, Devin	14-4	273	19.5	35-93	.376	6-27	.222	13-19	.684	2	30	32	2.3	11	0	32	15	4	17	89	6.4			
22	ZIMMERMAN, Bailey	15-14	356	23.7	25-69	.362	11-40	.275	11-24	.458	17	50	67	4.5	22	0	20	22	4	15	72	4.8			
02	WILSON, Aaliyah	11-0	177	16.1	16-65	.246	7-28	.250	3-4	.750	7	29	36	3.3	19	0	22	24	4	6	42	3.8			
20	STOUT, Sydney	4-0	28	7.0	4-8	.500	3-7	.429	0-0	.000	0	7	7	1.8	4	0	0	2	1	0	11	2.8			
Team											32	28	60												4
Total.....		15	3000	390-902		.432	86-241	.357	201-290	.693	202	409	611	40.7	218	2	226	201	69	115	1067	71.1			
Opponents.....		15	3000	324-898		.361	70-251	.279	126-184	.685	169	338	507	33.8	261	4	171	236	44	102	844	56.3			

TEAM STATISTICS	AR	OPP	Date	Opponent	Score	Att.
SCORING	1067	844	11/11/16	SAM HOUSTON STATE	w 71-39	4330
Points per game	71.1	56.3	11/13/16	LA-MONROE	w 92-46	3156
Scoring margin	+14.9	-	11/17/16	SOUTH DAKOTA	w 70-67	1054
FIELD GOALS-ATT	390-902	324-898	11/21/16	STETSON	w 79-62	1179
Field goal pct	.432	.361	! 11/25/16	vs Memphis	w 91-61	1662
3 POINT FG-ATT	86-241	70-251	! 11/26/16	vs NAVY	w 70-67	838
3-point FG pct	.357	.279	11/30/16	at Tulsa	w 57-50	514
3-pt FG made per game	5.7	4.7	^ 12/03/16	TEXAS TECH	w 66-60	1370
FREE THROWS-ATT	201-290	126-184	12/07/16	BUTLER	w 68-50	1017
Free throw pct	.693	.685	12/11/16	at Missouri State	L 62-64	3094
F-Throws made per game	13.4	8.4	12/18/16	NWST	w 65-36	1025
REBOUNDS	611	507	12/21/16	ORU	L 60-70	1721
Rebounds per game	40.7	33.8	12/28/16	HOUSTON BAPTIST	w 101-40	1361
Rebounding margin	+6.9	-	* 01/01/17	at Ole Miss	L 64-73	1280
ASSISTS	226	171	* 01/05/17	#4 MISSISSIPPI STATE	L 51-59	1233
Assists per game	15.1	11.4				
TURNOVERS	201	236	! = Nugget Classic (Reno, Nev.)			
Turnovers per game	13.4	15.7	^ = SEC/Big 12 Challenge (Fayetteville, Ark.)			
Turnover margin	+2.3	-	* = Conference game			
Assist/turnover ratio	1.1	0.7				
STEALS	115	102				
Steals per game	7.7	6.8				
BLOCKS	69	44				
Blocks per game	4.6	2.9				
ATTENDANCE	17446	7388				
Home games-Avg/Game	10-1745	3-1629				
Neutral site-Avg/Game	-	2-1250				

Score by Periods	1st	2nd	3rd	4th	Totals
ARKANSAS	290	251	280	246	1067
Opponents	190	201	231	222	844



@RazorbackWBB STATISTICS
 ARKANSAS Combined Team Statistics (as of Jan 05, 2017)
Conference games



RECORD:	OVERALL	HOME	AWAY	NEUTRAL
ALL GAMES	0-2	0-1	0-1	0-0
CONFERENCE	0-2	0-1	0-1	0-0
NON-CONFERENCE	0-0	0-0	0-0	0-0

#	Player	gp-gs	min	avg	Total		3-Point		F-Throw		Rebounds			pf	dq	a	to	blk	stl	pts	avg	
					fg-fga	fg%	3fg-fga	3fg%	ft-fa	ft%	off	def	tot									
03	MONK, Malica	1-1	38	38.0	4-12	.333	1-2	.500	8-9	.889	0	2	2	2.0	4	0	0	1	2	3	17	17.0
00	JACKSON, Jessica	2-2	61	30.5	7-25	.280	4-13	.308	5-8	.625	3	10	13	6.5	5	0	4	7	2	2	23	11.5
04	SWENSON, Keiryn	2-2	67	33.5	7-21	.333	4-12	.333	3-3	1.000	4	7	11	5.5	2	0	1	3	2	2	21	10.5
14	MASON, Jailyn	2-2	71	35.5	8-23	.348	0-0	.000	1-2	.500	0	8	8	4.0	9	1	12	3	3	1	17	8.5
21	COSPER, Devin	2-2	51	25.5	6-12	.500	0-2	.000	3-4	.750	1	3	4	2.0	3	0	4	3	0	2	15	7.5
35	COOLEY, Alecia	2-0	40	20.0	4-7	.571	0-0	.000	6-8	.750	2	3	5	2.5	2	0	1	2	2	1	14	7.0
22	ZIMMERMAN, Bailey	2-1	47	23.5	2-7	.286	0-3	.000	1-3	.333	2	7	9	4.5	4	0	1	7	1	2	5	2.5
02	WILSON, Aaliyah	2-0	25	12.5	1-8	.125	1-4	.250	0-0	.000	0	2	2	1.0	6	0	2	4	0	0	3	1.5
Team											6	7	13									
Total.....		2	400		39-115	.339	10-36	.278	27-37	.730	18	49	67	33.5	35	1	25	30	12	13	115	57.5
Opponents.....		2	400		53-135	.393	8-35	.229	18-30	.600	37	63	100	50.0	37	1	35	32	3	14	132	66.0

TEAM STATISTICS	AR	OPP
SCORING	115	132
Points per game	57.5	66.0
Scoring margin	-8.5	-
FIELD GOALS-ATT	39-115	53-135
Field goal pct	.339	.393
3 POINT FG-ATT	10-36	8-35
3-point FG pct	.278	.229
3-pt FG made per game	5.0	4.0
FREE THROWS-ATT	27-37	18-30
Free throw pct	.730	.600
F-Throws made per game	13.5	9.0
REBOUNDS	67	100
Rebounds per game	33.5	50.0
Rebounding margin	-16.5	-
ASSISTS	25	35
Assists per game	12.5	17.5
TURNOVERS	30	32
Turnovers per game	15.0	16.0
Turnover margin	+1.0	-
Assist/turnover ratio	0.8	1.1
STEALS	13	14
Steals per game	6.5	7.0
BLOCKS	12	3
Blocks per game	6.0	1.5
ATTENDANCE	1233	1280
Home games-Avg/Game	1-1233	1-1280
Neutral site-Avg/Game	-	0-0

Date	Opponent	Score	Att.
* 01/01/17	at Ole Miss	L 64-73	1280
* 01/05/17	#4 MISSISSIPPI STATE	L 51-59	1233

! = Nugget Classic (Reno, Nev.)
 ^ = SEC/Big 12 Challenge (Fayetteville, Ark.)
 * = Conference game

Score by Periods	1st	2nd	3rd	4th	Totals
ARKANSAS	19	29	32	35	115
Opponents	31	31	40	30	132



JIMMY DYKES

HEAD COACH

The most successful basketball programs all have a few key elements in common.

PASSION

They are passionate about the game. The coaches are passionate about their team, the players are passionate about the opportunity to represent their uni-

versity and the fans are passionate about supporting the program.

EXCITEMENT

All successful programs are filled with excitement. They are exciting to watch and to be a part of.

COMMITMENT

It takes a lot of people to make a program successful and they all have to be committed to the effort. It starts with the coaches and staff and extends to the players but the best programs in the country take it further. Everyone who impacts the program, from professors, athletic trainers, academic coordinators, administrators and fans, all have to be willing to work toward the same goal of excellence in all areas.

PERFORMANCE

Finally, successful teams have to perform at a high level every day. Whether in the classroom, in the community or on the court, doing things the right way is vital to the program's success.

The University of Arkansas made a move March 30, 2014, when they welcomed Jimmy Dykes as the eighth head coach of the Razorback women's basketball team.

QUICK HITS

- Jimmy Dykes is the eighth head coach in Razorback Women's Basketball History
- Three-year University of Arkansas basketball letterman
- Jimmy Dykes attended high school at Estes Park (Colo.) and Fayetteville HS
- Jimmy Dykes earned his bachelor's degree in speech education at Arkansas in 1985
- Graduated with honors from the University of Arkansas with a 3.54 GPA
- Served under legendary coach Eddie Sutton as an assistant at Arkansas, Kentucky and Oklahoma State

THE 411 CHRONOLOGY

Head Coach	Years	Record
University of Arkansas	2014-15	18-14, 6-10, NCAA 2nd Round
	2015-16	12-18, 7-9
	2016-17	11-4, 0-2
TOTAL	2+ seasons	41-36, 13-21 SEC

Assistant Coach

Assistant Coach	Years	Worked With
University of Arkansas	1984-1985	Eddie Sutton
Sacramento State	1985-86	Bill Brown
Appalachian State University	1986-87	Tom Apke
University of Kentucky	1987-89	Eddie Sutton
University of Arkansas-Little Rock	1989-90	Mike Newell
Oklahoma State University	1990-91	Eddie Sutton

NATIONAL BASKETBALL ASSOCIATION

1991-1993 | College Scout | Seattle Supersonics

HIGH SCHOOL

1994-1998; 2003-2004 | Athletic Director | Shiloh Christian

ESPN/ABC SPORTS | 1995-2014

- Game and studio college men's and women's basketball analyst
- Game analyst for NCAA Women's Basketball Tournament
- Coverage of the WNBA playoffs
- College football sideline reporter

PERSONAL

- Born: May 3, 1961
- Bachelor's Degree: Arkansas, 1985 in Speech Education
- Family: Wife: Tiffany (Beasley); married in 2002, daughter Kennedy
- Tiffany - an Arkansas graduate, 2003
- Hometown: Tulsa, Oklahoma
- High school at Estes Park HS (Colo.), Fayetteville HS
- Multi-sport athlete

BY THE NUMBERS

- 41** Career Wins
- 20** SEC Career Wins
- 13** 2015-16 recruiting class rank
- 5** Newcomers for 2016-17
- 1** NCAA Tourney appearance
- 1** NCAA Tournament wins

DYKES VS. CONFERENCES

- Total: 41-36
- SEC: 14-24 (includes SEC Tournament)
- American: 3-0
- Atlantic Sun: 1-0
- Atlantic-10: 1-0
- Big East: 1-1
- Big 10: 2-2
- Big 12: 2-2
- Conference USA: 1-0
- Mid-Eastern Athletic: 1-0
- MVC: 1-2
- Pac-12: 0-1
- Patriot League: 1-0
- Southland: 8-1
- SWAC: 2-0
- Summit League: 2-2
- Sun Belt: 1-1



00

16-17 HIGHS

Points	34 vs. HBU, 12-28-16
FGM	12 vs. HBU, 12-28-16
FGA	17 vs. Tulsa, 11-30-16
3PM	3 vs. HBU, 12-28-16*
3PA	7 vs. South Dakota, 11-17-16
FTM	8 vs. Butler, 12-7-16
FTA	11 vs. South Dakota, 11-17-16
OREB	5 vs. HBU, 12-28-16*
DREB	7 at Missouri State, 12-11-16
REB	10 vs. HBU, 12-28-16
AST	5 vs. HBU, 12-28-16
BLK	3 vs. ORU, 12-21-16
STL	3 vs. HBU, 12-28-16*
MIN	38 at Ole Miss, 1-1-17

CAREER HIGHS

Points	34 vs. HBU, 12-28-16
FGM	12 vs. HBU, 12-28-16
FGA	25, #13/15 Ky, 2-26-15
3PM	5, #13/15 Ky, 2-26-15*
3PA	11, #13/15 Ky, 2-26-15
FTM	9, at Missouri, 1-5-14
FTA	10, Tulsa, 12-14-14*
OREB	5 vs. HBU, 12-28-16*
DREB	10, vs. Auburn, 2-2-14
REB	10, vs. Florida, 1-28-16 OT
AST	13, SHSU, 11-15-15
BLK	5 vs. HBU, 12-28-16
STL	5, Tulsa, 12-14-14*
MIN	39, at LSU, 1-21-16*

*Most Recent

MISCELLANEOUS

	2016-17	Career
10+ Pts	15	92
15+ Pts	8	66
20+ Pts	4	24
30+ Pts	1	2
10+ Rebs	2	15
15+ Rebs	-	-
2BL-2BL	2	15
5+ Ast	1	--
Led AR in Pts	10	50
Led AR in Reb	6	32
GP/GS	15/15	106/101

HONORS

- Senior CLASS Award candidate
- Preseason All-SEC First-Team, '16
- MVP Nugget Classic
- CollegeSportsMadness.com SEC Player of the Week (Dec. 5, 2016)
- All-SEC Second-Team, '14, '15
- **All-SEC First-Team, '16**
- All-SEC Freshman Team, 2014
- AP All-SEC Hon. Mention, 2014
- AP All-SEC Second-Team, 2015
- SEC First-Year Academic HR, 2014
- CSM.com POW, Jan. 18, 2016

NOTES

- Just fourth player in program history named to **First-Team All-SEC** in 2016
- Named to coaches **preseason All-SEC First-Team** in 2016-17
- Single season personal best 15 consecutive games in double figure scoring as a senior
- Scored in double figures in the first quarter against Stetson, Tulsa and Northwestern State
- Nugget Classic MVP in Reno
- Career-best 34 points versus Houston Baptist
- First double-double of the year with 34 and 10 verses HBU
- Followed with double-double at Ole Miss with 10 and 10
- **CollegeSportsMadness.com SEC Player of the Week (Dec. 5)**
- Ranked as No. 15 WNBA draft prospect by CollegeSportsMadness.com
- **Senior CLASS Award** candidate (Jan. 5, 2017)



JESSICA JACKSON
F | SR | 6-3 | JACKSONVILLE, ARK.

16-17 GAME BY GAME

Opponent	Date	gs	min	Total		3-Pointers		Free throws		Rebounds				pf	a	t/o	blk	stl	pts	avg	
				fg-fga	pct	3fg-fga	pct	ft-fa	pct	off	def	tot	avg								
SAM HOUSTON STATE	11/11/16	*	27	6-14	.429	3-4	.750	5-7	.714	3	5	8	8.0	3	4	0	1	0	20	20.0	
LA-MONROE	11/13/16	*	23	5-14	.357	3-5	.600	0-0	.000	2	4	6	7.0	2	0	2	0	2	13	16.5	
SOUTH DAKOTA	11/17/16	*	30	5-15	.333	2-7	.286	2-11	.182	3	4	7	7.0	0	2	4	0	1	14	15.7	
STETSON	11/21/16	*	35	7-16	.438	2-5	.400	3-4	.750	3	4	7	7.0	3	2	0	1	0	19	16.5	
vs Memphis	11/25/16	*	23	5-9	.556	0-2	.000	2-2	1.000	3	3	6	6.8	2	1	2	1	0	12	15.6	
vs NAVY	11/26/16	*	28	6-15	.400	1-4	.250	4-6	.667	2	0	2	6.0	2	2	4	0	0	17	15.8	
at Tulsa	11/30/16	*	36	9-17	.529	2-6	.333	2-2	1.000	3	6	9	6.4	2	2	2	1	0	22	16.7	
TEXAS TECH	12/03/16	*	31	3-16	.188	1-5	.200	7-10	.700	2	4	6	6.4	1	3	1	1	0	14	16.4	
BUTLER	12/07/16	*	30	5-11	.455	1-3	.333	8-10	.800	5	4	9	6.7	2	1	5	1	3	19	16.7	
at Missouri State	12/11/16	*	27	2-9	.222	1-5	.200	6-6	1.000	2	7	9	6.9	4	0	2	0	0	11	16.1	
NWST	12/18/16	*	33	9-15	.600	3-5	.600	2-2	1.000	3	3	6	6.8	3	1	2	0	0	23	16.7	
ORU	12/21/16	*	37	6-16	.375	1-2	.500	4-4	1.000	1	2	3	6.5	3	1	3	3	2	17	16.8	
HOUSTON BAPTIST	12/28/16	*	26	12-16	.750	3-6	.500	7-8	.875	5	5	10	6.8	2	5	1	2	3	34	18.1	
at Ole Miss	01/01/17	*	38	3-15	.200	2-8	.250	3-4	.750	2	8	10	7.0	1	4	2	0	1	11	17.6	
#4 MISSISSIPPI STATE	01/05/17	*	23	4-10	.400	2-5	.400	2-4	.500	1	2	3	6.7	4	0	5	2	1	12	17.2	
Totals			15	447	87-208	.418	27-72	.375	57-80	.713	40	61	101	6.7	34	26	35	13	13	258	17.2

Games played: 15
Minutes/game: 29.8
Points/game: 17.2
FG Pct: 41.8
3FG Pct: 37.5
FT Pct: 71.3

Rebounds/game: 6.7
Assists/game: 1.7
Turnovers/game: 2.3
Assist/turnover ratio: 0.7
Steals/game: 0.9
Blocks/game: 0.9

JACKSON'S CAREER STATISTICS

Season	gp-gs	min/avg	Total		3-Point		F-Throws		Rebounds				pf	fo	ast	to	blk	stl	Scoring	
			fg-fga	pct	fg-fga	pct	ft-fa	pct	off	def	tot	avg							pts	avg
2013-14	30-30	903/30.1	163-385	.423	48-125	.384	111-138	.804	45	136	181	6.0	70	0	40	51	45	24	485	16.2
2014-15	32-29	1032/32.2	161-431	.374	56-163	.344	99-126	.786	61	139	200	6.3	86	2	30	96	33	27	477	14.9
2015-16	29-27	920/31.7	170-418	.407	48-150	.320	89-121	.736	51	132	183	6.3	76	3	30	70	33	15	477	16.4
2016-17	15-15	447/29.8	87-208	.418	27-72	.375	57-80	.713	40	61	101	6.7	34	0	26	35	13	13	258	17.2
TOTAL	106-101	3302/31.2	581-1442	.403	179-510	.351	356-465	.766	197	468	665	6.3	266	5	126	252	124	79	1697	16.0

2

NOTES

- Second-ever McDonald's All-American to join team out of HS
- Missed start of season with illness
- Missed Missouri State with death in family
- First career game with double figure scoring with 10 points against Memphis
- Career-best 11 points in 18 minutes versus Texas Tech in SEC/Big 12 Challenge



AALIYAH WILSON
F | FR | 5-10 | MUSKOGEE, OKLA.

16-17 HIGHS

Points	11 vs. Texas Tech, 12-3-16
FGM	4 vs. HBU, 12-28-16*
FGA	13 vs. HBU, 12-28-16
3PM	2 vs. Texas Tech, 12-3-16*
3PA	4 vs. Tulsa, 11-30-16*
FTM	2 vs. Navy, 11-26-16
FTA	2 vs. Texas Tech, 12-3-16*
OREB	2 vs. Texas Tech, 12-3-16*
DREB	5 vs. HBU, 12-28-16*
REB	6 vs. Texas Tech, 12-3-16*
AST	5 vs. HBU, 12-28-16
BLK	2 vs. HBU, 12-28-16
STL	2 vs. Texas Tech, 12-3-16*
MIN	29 vs. HBU, 12-28-16

*Most Recent

CAREER HIGHS

Points	11 vs. Texas Tech, 12-3-16
FGM	4 vs. HBU, 12-28-16*
FGA	13 vs. HBU, 12-28-16
3PM	2 vs. Texas Tech, 12-3-16*
3PA	4 vs. Tulsa, 11-30-16*
FTM	2 vs. Navy, 11-26-16
FTA	2 vs. Texas Tech, 12-3-16*
OREB	2 vs. Texas Tech, 12-3-16*
DREB	5 vs. HBU, 12-28-16*
REB	6 vs. Texas Tech, 12-3-16*
AST	5 vs. HBU, 12-28-16
BLK	2 vs. HBU, 12-28-16
STL	2 vs. Texas Tech, 12-3-16*
MIN	29 vs. HBU, 12-28-16

*Most Recent

MISCELLANEOUS

	2016-17	Career
10+ Pts	2	2
15+ Pts	-	-
20+ Pts	-	-
10+ Rebs	-	-
15+ Rebs	-	-
Double-Double	-	-
5+ Ast	1	1
Led AR in Pts	-	-
Led AR in Reb	-	-
GP/GS	11/-	11/-

HONORS

• TBA

16-17 GAME BY GAME

Opponent	Date	gs	min	Total		3-Pointers		Free throws		Rebounds				pf	a	t/o	blk	stl	pts	avg
				fg-fga	pct	3fg-fga	pct	ft-fa	pct	off	def	tot	avg							
SAM HOUSTON STATE	11/11/16		dnp	-	-	-	-	-	-	-	-	-	-	-	-	-	-	-	-	-
LA-MONROE	11/13/16		dnp	-	-	-	-	-	-	-	-	-	-	-	-	-	-	-	-	-
SOUTH DAKOTA	11/17/16		dnp	-	-	-	-	-	-	-	-	-	-	-	-	-	-	-	-	-
STETSON	11/21/16	7	1-4	.250	1-1	1.000	0-0	.000	1	2	3	3.0	0	2	0	0	0	3	3.0	
vs Memphis	11/25/16	20	4-9	.444	2-4	.500	0-0	.000	1	2	3	3.0	3	4	3	0	0	10	6.5	
vs NAVY	11/26/16	23	1-4	.250	1-3	.333	2-2	1.000	2	2	4	3.3	0	4	4	1	2	5	6.0	
at Tulsa	11/30/16	18	1-6	.167	0-4	.000	0-0	.000	1	5	6	4.0	3	0	2	0	0	2	5.0	
TEXAS TECH	12/03/16	18	4-12	.333	2-3	.667	1-2	.500	2	4	6	4.4	1	0	2	1	2	11	6.2	
BUTLER	12/07/16	6	0-2	.000	0-2	.000	0-0	.000	0	1	1	3.8	2	0	3	0	0	0	5.2	
at Missouri State	12/11/16		dnp	-	-	-	-	-	-	-	-	-	-	-	-	-	-	-	-	
NWST	12/18/16	17	0-4	.000	0-3	.000	0-0	.000	0	3	3	3.7	1	5	2	0	0	0	4.4	
ORU	12/21/16	14	0-3	.000	0-0	.000	0-0	.000	0	3	3	3.6	1	0	1	0	1	0	3.9	
HOUSTON BAPTIST	12/28/16	29	4-13	.308	0-4	.000	0-0	.000	0	5	5	3.8	2	5	3	2	1	8	4.3	
at Ole Miss	01/01/17	19	1-6	.167	1-3	.333	0-0	.000	0	2	2	3.6	3	2	3	0	0	3	4.2	
#4 MISSISSIPPI STATE	01/05/17	6	0-2	.000	0-1	.000	0-0	.000	0	0	0	3.3	3	0	1	0	0	0	3.8	
Totals		0	177	16-65	.246	7-28	.250	3-4	.750	7	29	36	3.3	19	22	24	4	6	42	3.8

Games played: 11
Minutes/game: 16.1
Points/game: 3.8
FG Pct: 24.6
3FG Pct: 25.0
FT Pct: 75.0

Rebounds/game: 3.3
Assists/game: 2.0
Turnovers/game: 2.2
Assist/turnover ratio: 0.9
Steals/game: 0.5
Blocks/game: 0.4

WILSON'S CAREER STATISTICS

Season	gp-gs	min/avg	Total		3-Point		F-Throws		Rebounds				Scoring							
			fg-fga	pct	fg-fga	pct	ft-fa	pct	off	def	tot	avg	pf	fo	ast	to	blk	stl	pts	avg
2016-17	11-0	177/16.1	16-65	.246	7-28	.250	3-4	.750	7	29	36	3.3	19	0	22	24	4	6	42	3.8
TOTAL	11-0	177/16.1	16-65	.246	7-28	.250	3-4	.750	7	29	36	3.3	19	0	22	24	4	6	42	3.8

3

NOTES

- Opened 2016-17 as a starter
- Nine games with 25+ minutes played
- Posted a career-best with 18 points against Stetson
- Eight games with double digit scoring
- Three games with five or more assists
- Missed ORU, HBU & Ole Miss games with injury



MALICA MONK
G | SO | 5-5 | N. LITTLE ROCK, ARK.

16-17 HIGHS

Points	18 vs. Stetson, 11-21-16
FGM	6 at Missouri State, 12-11-16*
FGA	16 at Missouri State, 12-11-16
3PM	1 vs. #4 Miss State, 1-5-17*
3PA	2 vs. #4 Miss State, 1-5-17*
FTM	8 vs. #4 Miss State, 1-5-17
FTA	9 vs. #4 Miss State, 1-5-17
OREB	3 vs. ULM, 11-13-16
DREB	4 vs. Tulsa, 11-30-16
REB	5 vs. ULM, 11-13-16
AST	7 vs. Memphis, 11-25-16
BLK	2 vs. #4 Miss State, 1-5-17
STL	4 vs. Memphis, 11-25-16
MIN	38 vs. #4 Miss State, 1-5-17

CAREER HIGHS

Points	18 vs. Stetson, 11-21-16
FGM	6 at Missouri State, 12-11-16*
FGA	16 at Missouri State, 12-11-16
3PM	1 vs. #4 Miss State, 1-5-17*
3PA	2 vs. #4 Miss State, 1-5-17*
FTM	8 vs. #4 Miss State, 1-5-17
FTA	9 vs. #4 Miss State, 1-5-17
OREB	3 vs. ULM, 11-13-16
DREB	4 vs. Tulsa, 11-30-16
REB	5 vs. ULM, 11-13-16
AST	7 vs. Memphis, 11-25-16
BLK	2 vs. #4 Miss State, 1-5-17
STL	4 vs. Memphis, 11-25-16
MIN	38 vs. #4 Miss State, 1-5-17

*Most Recent

MISCELLANEOUS

	2016-17	Career
10+ Pts	8	10
15+ Pts	2	3
20+ Pts	-	-
10+ Rebs	-	-
15+ Rebs	-	-
Double-Double	-	-
5+ Ast	3	5
Led AR in Pts	2	2
Led AR in Reb	-	-
GP/GS	12/12	39/17

HONORS

• TBA

16-17 GAME BY GAME

Opponent	Date	gs	min	Total		3-Pointers		Free throws		Rebounds				Other				pts	avg		
				fg-fga	pct	3fg-fga	pct	ft-fa	pct	off	def	tot	avg	pf	a	t/o	bik			stl	
SAM HOUSTON STATE	11/11/16	*	27	5-7	.714	0-0	.000	2-2	1.000	0	2	2	2.0	2	3	1	0	2	12	12.0	
LA-MONROE	11/13/16	*	25	2-3	.667	0-0	.000	5-6	.833	3	2	5	3.5	1	2	1	1	3	9	10.5	
SOUTH DAKOTA	11/17/16	*	34	5-10	.500	0-0	.000	2-2	1.000	1	1	2	3.0	3	4	2	0	4	12	11.0	
STETSON	11/21/16	*	36	6-10	.600	0-1	.000	6-6	1.000	0	3	3	3.0	2	5	4	0	1	18	12.8	
vs Memphis	11/25/16	*	21	5-7	.714	0-1	.000	3-4	.750	2	1	3	3.0	1	7	2	0	4	13	12.8	
vs NAVY	11/26/16	*	22	2-2	1.000	0-0	.000	0-0	.000	0	0	0	2.5	5	1	2	0	0	4	11.3	
at Tulsa	11/30/16	*	34	2-6	.333	0-0	.000	2-2	1.000	0	4	4	2.7	3	4	2	0	1	6	10.6	
TEXAS TECH	12/03/16	*	36	5-14	.357	1-2	.500	0-1	.000	1	2	3	2.8	0	4	0	0	3	11	10.6	
BUTLER	12/07/16	*	35	4-8	.500	0-0	.000	3-4	.750	0	2	2	2.7	4	5	1	0	1	11	10.7	
at Missouri State	12/11/16	*	37	6-16	.375	1-2	.500	1-4	.250	2	1	3	2.7	1	2	1	0	1	14	11.0	
NWST	12/18/16	*	10	1-2	.500	0-0	.000	0-0	.000	0	1	1	2.5	1	2	0	0	1	2	10.2	
at Ole Miss	01/01/17	dnp	-	-	-	-	-	-	-	-	-	-	-	-	-	-	-	-	-	-	
#4 MISSISSIPPI STATE	01/05/17	*	38	4-12	.333	1-2	.500	8-9	.889	0	2	2	2.5	4	0	1	2	3	17	10.8	
Totals			12	355	47-97	.485	3-8	.375	32-40	.800	9	21	30	2.5	27	39	17	3	24	129	10.8

Games played: 12
Minutes/game: 29.6
Points/game: 10.8
FG Pct: 48.5
3FG Pct: 37.5
FT Pct: 80.0

Rebounds/game: 2.5
Assists/game: 3.3
Turnovers/game: 1.4
Assist/turnover ratio: 2.3
Steals/game: 2.0
Blocks/game: 0.3

MONK'S CAREER STATISTICS

Season	gp-gs	min/avg	Total		3-Point		F-Throws		Rebounds				Scoring							
			fg-fga	pct	fg-fga	pct	ft-fa	pct	off	def	tot	avg	pf	fo	ast	to	bik	stl	pts	avg
2015-16	27-5	461/17.1	48-136	.353	2-10	.200	12-19	.632	6	23	29	1.1	60	2	47	44	5	23	110	4.1
2016-17	12-12	355/29.6	47-97	.485	3-8	.375	32-40	.800	9	21	30	2.5	27	1	39	17	3	24	129	10.8
TOTAL	39-17	816/20.9	95-233	.408	5-18	.278	44-59	.746	15	44	59	1.5	87	3	86	61	8	47	239	6.1

4

NOTES

- Career-best 23 points on 6-for-8 shooting in win over Houston Baptist
- First start of the season verses HBU
- Twelve games with 20+ minutes this year
- Career-best nine rebounds against Northwestern State
- Seven double figure scoring games



KEIRYN SWENSON
F | SO | 6-1 | WICHITA, KAN.

16-17 HIGHS

Points	23 vs. HBU, 12-28-16
FGM	7 vs. Navy, 11-26-16
FGA	13 at Ole Miss, 1-1-17
3PM	4 at Ole Miss, 1-1-17
3PA	9 at Ole Miss, 1-1-17
FTM	8 vs. HBU, 12-28-16
FTA	9 vs. HBU, 12-28-16
OREB	5 vs. South Dakota, 11-17-16
DREB	6 vs. NSU, 12-18-15
REB	9 vs. NSU, 12-18-15
AST	2 vs. NSU, 12-18-15
BLK	2 vs. HBU, 12-28-16*
STL	1 vs. #4 Miss State, 1-5-17*
MIN	37 at Ole Miss, 1-1-17

CAREER HIGHS

Points	23 vs. HBU, 12-28-16
FGM	7 vs. Navy, 11-26-16
FGA	13 at Ole Miss, 1-1-17
3PM	4 at Ole Miss, 1-1-17
3PA	9 at Ole Miss, 1-1-17
FTM	8 vs. HBU, 12-28-16
FTA	9 vs. HBU, 12-28-16
OREB	5 vs. South Dakota, 11-17-16*
DREB	6 vs. NSU, 12-18-15*
REB	9 vs. NSU, 12-18-15
AST	2 vs. NSU, 12-18-15*
BLK	2 vs. HBU, 12-28-16*
STL	2, New Orleans, 12-30-15*
MIN	37 at Ole Miss, 1-1-17

*Most Recent

MISCELLANEOUS

	2016-17	Career
10+ Pts	6	6
15+ Pts	3	3
20+ Pts	2	2
10+ Rebs	-	-
15+ Rebs	-	-
Double-Double	-	-
5+ Ast	-	-
Led AR in Pts	1	1
Led AR in Reb	-	1
GP/GS	15/3	44/4

HONORS

- SEC First-Year Academic Honor Roll ('16)
- Arkansas Academic Champion (4.00 GPA) (Fall 2015, Spring 2016)

16-17 GAME BY GAME

Opponent	Date	gs	min	Total		3-Pointers		Free throws		Rebounds					pts	avg				
				fg-fga	pct	3fg-fga	pct	ft-fa	pct	off	def	tot	avg	pf			a	t/o	blk	stl
SAM HOUSTON STATE	11/11/16	23	2-6	.333	1-3	.333	0-0	.000	0	5	5	5.0	3	1	2	0	1	5	5.0	
LA-MONROE	11/13/16	23	5-7	.714	2-3	.667	1-1	1.000	2	4	6	5.5	0	1	0	1	1	13	9.0	
SOUTH DAKOTA	11/17/16	18	1-3	.333	0-1	.000	1-2	.500	5	1	6	5.7	0	0	0	1	0	3	7.0	
STETSON	11/21/16	20	3-5	.600	2-2	1.000	1-2	.500	1	1	2	4.8	2	0	1	0	1	9	7.5	
vs Memphis	11/25/16	20	4-7	.571	1-2	.500	1-1	1.000	1	1	2	4.2	1	1	0	0	0	10	8.0	
vs NAVY	11/26/16	34	7-12	.583	2-3	.667	0-0	.000	1	2	3	4.0	1	0	0	1	1	16	9.3	
at Tulsa	11/30/16	12	0-2	.000	0-2	.000	0-0	.000	0	2	2	3.7	2	0	0	0	0	0	8.0	
TEXAS TECH	12/03/16	18	2-3	.667	1-1	1.000	3-4	.750	1	4	5	3.9	0	1	1	1	0	8	8.0	
BUTLER	12/07/16	23	6-7	.857	3-3	1.000	0-0	.000	0	3	3	3.8	0	0	1	2	1	15	8.8	
at Missouri State	12/11/16	21	2-3	.667	0-1	.000	1-1	1.000	4	1	5	3.9	2	0	2	2	0	5	8.4	
NWST	12/18/16	25	4-9	.444	1-3	.333	2-2	1.000	3	6	9	4.4	3	2	0	0	0	11	8.6	
ORU	12/21/16	23	0-2	.000	0-1	.000	0-0	.000	1	2	3	4.3	3	0	0	2	0	0	7.9	
HOUSTON BAPTIST	12/28/16	* 31	6-8	.750	3-3	1.000	8-9	.889	4	3	7	4.5	1	1	1	2	1	23	9.1	
at Ole Miss	01/01/17	* 37	6-13	.462	4-9	.444	3-3	1.000	1	3	4	4.4	1	0	1	1	1	19	9.8	
#4 MISSISSIPPI STATE	01/05/17	* 30	1-8	.125	0-3	.000	0-0	.000	3	4	7	4.6	1	1	2	1	1	2	9.3	
Totals		3	358	49-95	.516	20-40	.500	21-25	.840	27	42	69	4.6	20	8	11	14	8	139	9.3

Games played: 15
Minutes/game: 23.9
Points/game: 9.3
FG Pct: 51.6
3FG Pct: 50.0
FT Pct: 84.0

Rebounds/game: 4.6
Assists/game: 0.5
Turnovers/game: 0.7
Assist/turnover ratio: 0.7
Steals/game: 0.5
Blocks/game: 0.9


SWENSON'S CAREER STATISTICS

Season	gp-gs	min/avg	Total		3-Point		F-Throws		Rebounds					Scoring						
			fg-fga	pct	fg-fga	pct	ft-fa	pct	off	def	tot	avg	pf	fo	ast	to	blk	stl	pts	avg
2015-16	29-1	373/12.9	27-84	.321	5-21	.238	19-27	.704	34	34	68	2.3	26	0	7	15	4	10	78	2.7
2016-17	15-3	358/23.9	49-95	.516	20-40	.500	21-25	.840	27	42	69	4.6	20	0	8	11	14	8	139	9.3
TOTAL	44-4	731/16.6	76-179	.425	25-61	.410	40-52	.769	61	76	137	3.1	46	0	15	26	18	18	217	4.9

10

NOTES

- Played in eight games this year
- Career-best nine points in 14 minutes against ULM



KIARA WILLIAMS
F/C | FR | 6-1 | LITTLE ROCK, ARK.

16-17 HIGHS

Points	9 vs. ULM, 11-13-16
FGM	4 vs. ULM, 11-13-16
FGA	6 vs. ULM, 11-13-16
3PM	0
3PA	0
FTM	1 vs. Tulsa, 11-30-16*
FTA	4 vs. ULM, 11-13-16
OREB	2 vs. Memphis, 11-25-16*
DREB	4 vs. Memphis, 11-25-16
REB	6 vs. Memphis, 11-25-16
AST	0
BLK	1 at Missouri State, 12-11-16
STL	1 vs. SHSU, 11-11-16
MIN	14 vs. NSU, 12-18-15*

CAREER HIGHS

Points	9 vs. ULM, 11-13-16
FGM	4 vs. ULM, 11-13-16
FGA	6 vs. ULM, 11-13-16
3PM	0
3PA	0
FTM	1 vs. Tulsa, 11-30-16*
FTA	4 vs. ULM, 11-13-16
OREB	2 vs. Memphis, 11-25-16*
DREB	4 vs. Memphis, 11-25-16
REB	6 vs. Memphis, 11-25-16
AST	0
BLK	1 at Missouri State, 12-11-16
STL	1 vs. SHSU, 11-11-16
MIN	14 vs. NSU, 12-18-15*

*Most Recent

MISCELLANEOUS

	2016-17	Career
10+ Pts	-	-
15+ Pts	-	-
20+ Pts	-	-
10+ Rebs	-	-
15+ Rebs	-	-
Double-Double	-	-
5+ Ast	-	-
Led AR in Pts	-	-
Led AR in Reb	-	-
GP/GS	8/-	8/-

HONORS

• TBA

16-17 GAME BY GAME

Opponent	Date	gs	min	Total		3-Pointers		Free throws		Rebounds				pf	a	t/o	blk	stl	pts	avg
				fg-fga	pct	3fg-fga	pct	ft-fa	pct	off	def	tot	avg							
SAM HOUSTON STATE	11/11/16	5	0-1	.000	0-0	.000	0-0	.000	0	1	1	1.0	0	0	1	0	1	0	0	0.0
LA-MONROE	11/13/16	14	4-6	.667	0-0	.000	1-4	.250	2	3	5	3.0	4	0	0	0	0	0	9	4.5
SOUTH DAKOTA	11/17/16	dnp	-	-	-	-	-	-	-	-	-	-	-	-	-	-	-	-	-	-
STETSON	11/21/16	0	0-0	.000	0-0	.000	0-0	.000	0	0	0	2.0	0	0	0	0	0	0	0	3.0
vs Memphis	11/25/16	8	3-4	.750	0-0	.000	0-0	.000	2	4	6	3.0	2	0	0	0	0	0	6	3.8
vs NAVY	11/26/16	dnp	-	-	-	-	-	-	-	-	-	-	-	-	-	-	-	-	-	-
at Tulsa	11/30/16	8	1-2	.500	0-0	.000	1-2	.500	1	2	3	3.0	0	0	0	0	0	0	3	3.6
TEXAS TECH	12/03/16	dnp	-	-	-	-	-	-	-	-	-	-	-	-	-	-	-	-	-	-
BUTLER	12/07/16	10	1-1	1.000	0-0	.000	0-0	.000	1	2	3	3.0	2	0	1	0	1	2	3.3	
at Missouri State	12/11/16	12	1-2	.500	0-0	.000	0-2	.000	1	2	3	3.0	1	0	0	1	0	2	3.1	
NWST	12/18/16	14	0-2	.000	0-0	.000	0-2	.000	0	1	1	2.8	4	1	3	1	0	0	2.8	
at Ole Miss	01/01/17	dnp	-	-	-	-	-	-	-	-	-	-	-	-	-	-	-	-	-	-
Totals		0	71	10-18	.556	0-0	.000	2-10	.200	7	15	22	2.8	13	1	5	2	2	22	2.8

Games played: 8
Minutes/game: 8.9
Points/game: 2.8
FG Pct: 55.6
FT Pct: 20.0

Rebounds/game: 2.8
Assists/game: 0.1
Turnovers/game: 0.6
Assist/turnover ratio: 0.2
Steals/game: 0.3
Blocks/game: 0.3

WILLIAMS' CAREER STATISTICS

Season	gp-gs	min/avg	Total		3-Point		F-Throws		Rebounds				Scoring							
			fg-fga	pct	fg-fga	pct	ft-fa	pct	off	def	tot	avg	pf	fo	ast	to	blk	stl	pts	avg
2016-17	8-0	71/8.9	10-18	.556	0-0	.000	2-10	.200	7	15	22	2.8	13	0	1	5	2	2	22	2.8
TOTAL	8-0	71/8.9	10-18	.556	0-0	.000	2-10	.200	7	15	22	2.8	13	0	1	5	2	2	22	2.8

14

16-17 HIGHS

Points	19 vs. ORU, 12-21-16
FGM	9 vs. ORU, 12-21-16
FGA	15 vs. ORU, 12-21-16
3PM	2 vs. S Dakota, 11-17-16
3PA	3 vs. NSU, 12-18-15*
FTM	2 vs. S Dakota, 11-17-16
FTA	2 vs. #4 Miss State, 1-5-17*
OREB	4 vs. Texas Tech, 12-3-16
DREB	6 vs. ORU, 12-21-16
REB	9 vs. Texas Tech, 12-3-16
AST	11 vs. HBU, 12-28-16
BLK	1 vs. HBU, 12-28-16
STL	3
MIN	40 vs. ORU, 12-21-16

* Most Recent

CAREER HIGHS

Points	19 vs. ORU, 12-21-16
FGM	9 vs. ORU, 12-21-16
FGA	15 vs. ORU, 12-21-16
3PM	2 vs. S Dakota, 11-17-16
3PA	3 vs. NSU, 12-18-15
FTM	2 vs. S Dakota, 11-17-16
FTA	2 vs. #4 Miss State, 1-5-17*
OREB	4 vs. Texas Tech, 12-3-16
DREB	6 vs. ORU, 12-21-16
REB	9 vs. Texas Tech, 12-3-16
AST	11 vs. HBU, 12-28-16
BLK	1 vs. HBU, 12-28-16
STL	3
MIN	40 vs. ORU, 12-21-16

* Most Recent

MISCELLANEOUS

	2016-17	Career
10+ Pts	5	5
15+ Pts	1	1
20+ Pts	-	-
10+ Rebs	-	-
15+ Rebs	-	-
Double-Double	2	2
5+ Ast	5	5
Led AR in Pts	1	1
Led AR in Reb	-	-
GP/GS	15/15	15/15

HONORS

- SEC Freshman of the Week (Nov. 29, 2016)
- Member of the SEC WBB Leadership Council

NOTES

- Member of the SEC Women's Basketball Leadership Council
- Played and started all games as a true freshman
- **SEC Freshman of the Week** honors Nov. 29 recording 18 points, nine rebounds and seven assists in two games
- Posted career-best with 19 points on 9-for-15 shooting versus ORU
- Five games with double figure scoring
- Career-best 11 assists versus HBU
- First career double-double with 10 points and 11 assists versus Houston Baptist
- Back-to-back double-doubles with 10 and 10 at Ole Miss in the conference opener



JAILYN MASON
PG | FR | 5-9 | MASON, OHIO

16-17 GAME BY GAME

Opponent	Date	gs	min	Total		3-Pointers		Free throws		Rebounds				pf	a	t/o	blk	stl	pts	avg	
				fg-fga	pct	3fg-fga	pct	ft-fa	pct	off	def	tot	avg								
SAM HOUSTON STATE	11/11/16	*	36	2-9	.222	1-2	.500	0-0	.000	0	4	4	4.0	1	5	2	0	3	5	5.0	
LA-MONROE	11/13/16	*	18	2-4	.500	0-1	.000	0-0	.000	0	0	0	2.0	4	2	1	0	0	4	4.5	
SOUTH DAKOTA	11/17/16	*	30	3-7	.429	2-3	.667	2-2	1.000	0	2	2	2.0	1	2	0	0	1	10	6.3	
STETSON	11/21/16	*	31	5-10	.500	1-1	1.000	0-1	.000	1	5	6	3.0	1	2	0	0	0	11	7.5	
vs Memphis	11/25/16	*	25	4-7	.571	1-1	1.000	0-0	.000	1	3	4	3.2	3	2	3	0	0	9	7.8	
vs NAVY	11/26/16	*	28	4-7	.571	1-2	.500	0-0	.000	0	5	5	3.5	4	5	1	0	0	9	8.0	
at Tulsa	11/30/16	*	26	4-8	.500	0-0	.000	0-0	.000	1	5	6	3.9	3	2	2	0	0	8	8.0	
TEXAS TECH	12/03/16	*	31	4-8	.500	0-0	.000	1-2	.500	4	5	9	4.5	1	3	1	0	0	9	8.1	
BUTLER	12/07/16	*	34	0-4	.000	0-0	.000	0-0	.000	2	4	6	4.7	0	5	3	0	1	0	7.2	
at Missouri State	12/11/16	*	22	0-6	.000	0-1	.000	0-0	.000	1	2	3	4.5	2	0	0	0	1	0	6.5	
NWST	12/18/16	*	36	3-7	.429	1-3	.333	0-0	.000	2	3	5	4.5	0	3	4	1	3	7	6.5	
ORU	12/21/16	*	40	9-15	.600	0-1	.000	1-2	.500	0	6	6	4.7	2	3	1	0	0	19	7.6	
HOUSTON BAPTIST	12/28/16	*	33	5-11	.455	0-1	.000	0-0	.000	0	4	4	4.6	1	11	0	1	4	10	7.8	
at Ole Miss	01/01/17	*	36	5-11	.455	0-0	.000	0-0	.000	0	5	5	4.6	4	10	1	1	0	10	7.9	
#4 MISSISSIPPI STATE	01/05/17	*	35	3-12	.250	0-0	.000	1-2	.500	0	3	3	4.5	5	2	2	2	1	7	7.9	
Totals			15	461	53-126	.421	7-16	.438	5-9	.556	12	56	68	4.5	32	57	21	5	14	118	7.9

Games played: 15
Minutes/game: 30.7
Points/game: 7.9
FG Pct: 42.1
3FG Pct: 43.8
FT Pct: 55.6

Rebounds/game: 4.5
Assists/game: 3.8
Turnovers/game: 1.4
Assist/turnover ratio: 2.7
Steals/game: 0.9
Blocks/game: 0.3

MASON'S CAREER STATISTICS

Season	gp-gs	min/avg	Total		3-Point		F-Throws		Rebounds				Scoring							
			fg-fga	pct	fg-fga	pct	ft-fa	pct	off	def	tot	avg	pf	fo	ast	to	blk	stl	pts	avg
2016-17	15-15	461/30.7	53-126	.421	7-16	.438	5-9	.556	12	56	68	4.5	32	1	57	21	5	14	118	7.9
TOTAL	15-15	461/30.7	53-126	.421	7-16	.438	5-9	.556	12	56	68	4.5	32	1	57	21	5	14	118	7.9

20

NOTES

- Played in four games this year
- Missed NSU, ORU games with injury
- Several career high marks against HBU including points,- field goals and 3-point field goals made and rebounds



SYDNEY STOUT
F | FR | 6-0 | BIXBY, OKLA.

16-17 HIGHS

Points	8 vs. HBU, 12-28-16
FGM	3 vs. HBU, 12-28-16
FGA	5 vs. HBU, 12-28-16
3PM	2 vs. HBU, 12-28-16
3PA	4 vs. HBU, 12-28-16
FTM	0
FTA	0
OREB	0
DREB	6 vs. HBU, 12-28-16
REB	6 vs. HBU, 12-28-16
AST	0
BLK	1 vs. ULM, 11-13-16
STL	0
MIN	15 vs. HBU, 12-28-16

* Most Recent

CAREER HIGHS

Points	8 vs. HBU, 12-28-16
FGM	3 vs. HBU, 12-28-16
FGA	5 vs. HBU, 12-28-16
3PM	2 vs. HBU, 12-28-16
3PA	4 vs. HBU, 12-28-16
FTM	0
FTA	0
OREB	0
DREB	6 vs. HBU, 12-28-16
REB	6 vs. HBU, 12-28-16
AST	0
BLK	1 vs. ULM, 11-13-16
STL	0
MIN	15 vs. HBU, 12-28-16

* Most Recent

MISCELLANEOUS

	2016-17	Career
10+ Pts	-	-
15+ Pts	-	-
20+ Pts	-	-
10+ Rebs	-	-
15+ Rebs	-	-
Double-Double	-	-
5+ Ast	-	-
Led AR in Pts	-	-
Led AR in Reb	-	-
GP/GS	4/-	4/-

16-17 GAME BY GAME

Opponent	Date	gs	min	Total		3-Pointers		Free throws		Rebounds				pf	a	t/o	blk	stl	pts	avg	
				fg-fga	pct	3fg-fga	pct	ft-fa	pct	off	def	tot	avg								
SAM HOUSTON STATE	11/11/16		3	0-0	.000	0-0	.000	0-0	.000	0	0	0	0.0	0	0	0	0	0	0	0.0	
LA-MONROE	11/13/16		6	0-2	.000	0-2	.000	0-0	.000	0	0	0	0.0	1	0	0	1	0	0	0.0	
SOUTH DAKOTA	11/17/16		dnp	-	-	-	-	-	-	-	-	-	-	-	-	-	-	-	-	-	
STETSON	11/21/16		dnp	-	-	-	-	-	-	-	-	-	-	-	-	-	-	-	-	-	
vs Memphis	11/25/16		4	1-1	1.000	1-1	1.000	0-0	.000	0	1	1	0.3	2	0	0	0	0	3	1.0	
vs NAVY	11/26/16		dnp	-	-	-	-	-	-	-	-	-	-	-	-	-	-	-	-	-	
at Tulsa	11/30/16		dnp	-	-	-	-	-	-	-	-	-	-	-	-	-	-	-	-	-	
TEXAS TECH	12/03/16		dnp	-	-	-	-	-	-	-	-	-	-	-	-	-	-	-	-	-	
BUTLER	12/07/16		dnp	-	-	-	-	-	-	-	-	-	-	-	-	-	-	-	-	-	
at Missouri State	12/11/16		dnp	-	-	-	-	-	-	-	-	-	-	-	-	-	-	-	-	-	
NWST	12/18/16		dnp	-	-	-	-	-	-	-	-	-	-	-	-	-	-	-	-	-	
HOUSTON BAPTIST	12/28/16		15	3-5	.600	2-4	.500	0-0	.000	0	6	6	1.8	1	0	2	0	0	8	2.8	
at Ole Miss	01/01/17		dnp	-	-	-	-	-	-	-	-	-	-	-	-	-	-	-	-	-	
#4 MISSISSIPPI STATE	01/05/17		dnp	-	-	-	-	-	-	-	-	-	-	-	-	-	-	-	-	-	
Totals			0	28	4-8	.500	3-7	.429	0-0	.000	0	7	7	1.8	4	0	2	1	0	11	2.8

Games played: 4
Minutes/game: 7.0
Points/game: 2.8
FG Pct: 50.0
3FG Pct: 42.9

Rebounds/game: 1.8
Turnovers/game: 0.5
Blocks/game: 0.3

HONORS

• TBA

STOUT'S CAREER STATISTICS

Season	gp-gs	min/avg	Total		3-Point		F-Throws		Rebounds				Scoring							
			fg-fga	pct	fg-fga	pct	ft-fa	pct	off	def	tot	avg	pf	fo	ast	to	blk	stl	pts	avg
2016-17	4-0	28/7.0	4-8	.500	3-7	.429	0-0	.000	0	7	7	1.8	4	0	0	2	1	0	11	2.8
TOTAL	4-0	28/7.0	4-8	.500	3-7	.429	0-0	.000	0	7	7	1.8	4	0	0	2	1	0	11	2.8

21

16-17 HIGHS

Points	18 at Missouri State, 12-11-16
FGM	5 vs. ORU, 12-21-16*
FGA	17 at Missouri State, 12-11-16
3PM	3 at Missouri State, 12-11-16
3PA	7 at Missouri State, 12-11-16
FTM	5 at Missouri State, 12-11-16
FTA	7 at Missouri State, 12-11-16
OREB	1 vs. #4 Miss State, 1-5-17*
DREB	5 vs. Texas Tech, 12-3-16
REB	5 vs. Texas Tech, 12-3-16
AST	6 vs. ORU, 12-21-16
BLK	1 vs. HBU, 12-28-16*
STL	4 vs. ULM, 11-13-16
MIN	37 vs. ORU, 12-21-16

CAREER HIGHS

Points	18 at Missouri State, 12-11-16
FGM	7, MVSU, 12-28-15
FGA	17 at Missouri State, 12-11-16*
	19, at Auburn, 1-24-16 OT
3PM	3 at Missouri State, 12-11-16*
3PA	9, at Butler, 12-13-15
	9, at Auburn, 1-24-16 OT*
FTM	7, New Orleans, 12-30-15
FTA	8, New Orleans, 12-30-15
OREB	2, MVSU, 12-28-15*
DREB	5 vs. Texas Tech, 12-3-16*
	8, at Auburn, 1-24-16 OT
REB	6, ORU, 12-10-15
	9, at Auburn, 1-24-16 OT
AST	6 vs. ORU, 12-21-16
BLK	3, MVSU, 12-28-15
STL	4 vs. ULM, 11-13-16
MIN	37, at Butler, 12-13-15
	42, at Auburn, 1-24-16 OT

*Most Recent

MISCELLANEOUS

	2016-17	Career
10+ Pts	3	18
15+ Pts	1	6
20+ Pts	-	1
10+ Rebs	-	-
15+ Rebs	-	-
Double-Double	-	-
5+ Ast	2	3
Led AR in Pts	1	3
Led AR in Reb	-	-
GP/GS	14/4	44/29

HONORS

- SEC First-Year Academic Honor Roll ('16)
- Arkansas Academic Honor Roll (3.0-3.49 GPA) (Fall 2015, Spring 2016)

NOTES

- Missed first game with a family emergency
- Scored career-best 18 points in road game at Missouri State
- Three of four games before the holiday break with double figures



DEVIN COSPER
G | SR | 5-10 | COFFEYVILLE, KAN.

16-17 GAME BY GAME

Opponent	Date	gs	min	Total		3-Pointers		Free throws		Rebounds				pf	a	t/o	blk	stl	pts	avg
				fg-fga	pct	3fg-fga	pct	ft-fta	pct	off	def	tot	avg							
SAM HOUSTON STATE	11/11/16	dnp	-	-	-	-	-	-	-	-	-	-	-	-	-	-	-	-	-	-
LA-MONROE	11/13/16	18	2-5	.400	0-2	.000	2-2	1.000	0	1	1	1.0	0	5	0	1	4	6	6.0	
SOUTH DAKOTA	11/17/16	6	0-1	.000	0-0	.000	0-0	.000	0	2	2	1.5	0	0	0	0	0	0	3.0	
STETSON	11/21/16	9	0-2	.000	0-2	.000	0-0	.000	0	0	0	1.0	0	1	0	0	0	0	2.0	
vs Memphis	11/25/16	17	4-7	.571	0-3	.000	0-0	.000	0	2	2	1.3	4	2	1	0	0	8	3.5	
vs NAVY	11/26/16	15	1-4	.250	0-2	.000	0-0	.000	0	2	2	1.4	0	3	0	0	2	2	3.2	
at Tulsa	11/30/16	9	0-3	.000	0-1	.000	1-2	.500	1	1	2	1.5	1	0	1	0	0	1	2.8	
TEXAS TECH	12/03/16	11	1-4	.250	0-1	.000	0-0	.000	0	5	5	2.0	0	4	0	0	0	2	2.7	
BUTLER	12/07/16	21	5-9	.556	1-1	1.000	2-4	.500	0	2	2	2.0	0	0	3	0	2	13	4.0	
at Missouri State	12/11/16	30	5-17	.294	3-7	.429	5-7	.714	0	4	4	2.2	2	1	1	0	3	18	5.6	
NWST	12/18/16	21	4-6	.667	1-2	.500	0-0	.000	0	2	2	2.2	0	3	2	1	1	9	5.9	
ORU	12/21/16	* 37	5-14	.357	0-3	.000	0-0	.000	0	3	3	2.3	0	6	2	1	2	10	6.3	
HOUSTON BAPTIST	12/28/16	* 28	2-9	.222	1-1	1.000	0-0	.000	0	3	3	2.3	1	3	2	1	1	5	6.2	
at Ole Miss	01/01/17	* 33	4-9	.444	0-2	.000	1-1	1.000	0	3	3	2.4	3	2	1	0	2	9	6.4	
#4 MISSISSIPPI STATE	01/05/17	* 18	2-3	.667	0-0	.000	2-3	.667	1	0	1	2.3	0	2	2	0	0	6	6.4	
Totals		4	273	35-93	.376	6-27	.222	13-19	.684	2	30	32	2.3	11	32	15	4	17	89	6.4

Games played: 14
Minutes/game: 19.5
Points/game: 6.4
FG Pct: 37.6
3FG Pct: 22.2
FT Pct: 68.4

Rebounds/game: 2.3
Assists/game: 2.3
Turnovers/game: 1.1
Assist/turnover ratio: 2.1
Steals/game: 1.2
Blocks/game: 0.3

COSPER'S CAREER STATISTICS

Season	gp-gs	min/avg	Total		3-Point		F-Throws		Rebounds				pf	fo	ast	to	blk	stl	Scoring	
			fg-fga	pct	fg-fga	pct	ft-fta	pct	off	def	tot	avg							pts	avg
2015-16	30-25	792/26.4	97-293	.331	25-104	.240	50-72	.694	16	83	99	3.3	57	0	42	74	5	34	269	9.0
2016-17	14-4	273/19.5	35-93	.376	6-27	.222	13-19	.684	2	30	32	2.3	11	0	32	15	4	17	89	6.4
TOTAL	44-29	1065/24.2	132-386	.342	31-131	.237	63-91	.692	18	113	131	3.0	68	0	74	89	9	51	358	8.1

22

NOTES

- Improved her career-best with 11 points on 4-for-6 shooting at Tulsa
- Started 14 games this year
- Averaging 23+ minutes as a sophomore
- Tied her career-best with seven rebounds vs. No. 4 Mississippi State - seven rebounds three times as a sophomore



BAILEY ZIMMERMAN
G/F | SO | 6-0 | ST. VINCENT, ARK.

16-17 HIGHS

Points	11 vs. Tulsa, 11-30-16
FGM	4 vs. Tulsa, 11-30-16
FGA	7 at Missouri State, 12-11-16*
3PM	2 vs. Tulsa, 11-30-16*
3PA	5 vs. SHSU, 11-11-16
FTM	4 at Missouri State, 12-11-16
FTA	4 at Missouri State, 12-11-16*
OREB	2 vs. #4 Miss State, 1-5-17*
DREB	5 vs. #4 Miss State, 1-5-17*
REB	7 vs. #4 Miss State, 1-5-17*
AST	3 vs. Butler, 12-7-16*
BLK	1 vs. #4 Miss State, 1-5-17*
STL	2 vs. NSU, 12-18-15*
MIN	32 vs. SHSU, 11-11-16

* Most Recent

CAREER HIGHS

Points	11 vs. Tulsa, 11-30-16
FGM	4 vs. Tulsa, 11-30-16
FGA	9 at Butler, 12-13-15
3PM	2 vs. Tulsa, 11-30-16*
3PA	7, at Butler, 12-13-15
FTM	2 vs. South Dakota, 11-17-16*
FTA	4 vs. Butler, 12-7-16
OREB	3 at Butler, 12-13-15*
DREB	5 vs. #4 Miss State, 1-5-17*
REB	7 vs. #4 Miss State, 1-5-17*
AST	3 vs. Navy, 11-26-16*
BLK	1 vs. HBU, 12-28-16*
STL	2 vs. NSU, 12-18-15*
MIN	32 vs. SHSU, 11-11-16

*Most Recent

MISCELLANEOUS

	2016-17	Career
10+ Pts	-	-
15+ Pts	-	-
20+ Pts	-	-
10+ Rebs	-	-
15+ Rebs	-	-
Double-Double	-	-
5+ Ast	-	-
Led AR in Pts	-	-
Led AR in Reb	-	-
GP/GS	15/14	35/15

16-17 GAME BY GAME

Opponent	Date	gs	min	Total		3-Pointers		Free throws		Rebounds				pf	a	t/o	blk	stl	pts	avg	
				fg-fga	pct	3fg-fga	pct	ft-fa	pct	off	def	tot	avg								
SAM HOUSTON STATE	11/11/16	*	32	3-6	.500	2-5	.400	1-2	.500	2	3	5	5.0	1	3	1	0	1	9	9.0	
LA-MONROE	11/13/16	*	18	1-7	.143	0-3	.000	1-2	.500	2	5	7	6.0	0	2	0	0	1	3	6.0	
SOUTH DAKOTA	11/17/16	*	15	2-4	.500	2-3	.667	1-2	.500	2	2	4	5.3	3	1	0	0	0	7	6.3	
STETSON	11/21/16	*	24	2-4	.500	1-3	.333	0-0	.000	0	4	4	5.0	1	1	2	0	0	5	6.0	
vs Memphis	11/25/16	*	22	1-4	.250	1-4	.250	0-0	.000	0	3	3	4.6	2	2	2	0	2	3	5.4	
vs NAVY	11/26/16	*	13	0-1	.000	0-1	.000	0-0	.000	1	6	7	5.0	2	3	1	0	1	0	4.5	
at Tulsa	11/30/16	*	30	4-6	.667	2-3	.667	1-1	1.000	1	3	4	4.9	1	0	2	0	1	11	5.4	
TEXAS TECH	12/03/16	*	24	2-6	.333	1-3	.333	0-0	.000	1	3	4	4.8	2	0	1	1	0	5	5.4	
BUTLER	12/07/16	*	25	1-4	.250	1-3	.333	1-4	.250	1	2	3	4.6	3	3	1	0	1	4	5.2	
at Missouri State	12/11/16	*	31	2-7	.286	0-2	.000	4-4	1.000	3	1	4	4.5	0	2	1	0	2	8	5.5	
NWST	12/18/16	*	26	3-5	.600	0-2	.000	0-2	.000	1	2	3	4.4	1	1	2	0	2	6	5.5	
ORU	12/21/16	*	29	1-4	.250	0-1	.000	1-4	.250	1	5	6	4.5	0	0	1	1	0	3	5.3	
HOUSTON BAPTIST	12/28/16	*	20	1-4	.250	1-4	.250	0-0	.000	0	4	4	4.5	2	1	1	1	2	3	5.2	
at Ole Miss	01/01/17	*	22	0-1	.000	0-1	.000	0-0	.000	0	2	2	4.3	1	1	4	0	1	0	4.8	
#4 MISSISSIPPI STATE	01/05/17	*	25	2-6	.333	0-2	.000	1-3	.333	2	5	7	4.5	3	0	3	1	1	5	4.8	
Totals			14	356	25-69	.362	11-40	.275	11-24	.458	17	50	67	4.5	22	20	22	4	15	72	4.8

Games played: 15
 Minutes/game: 23.7
 Points/game: 4.8
 FG Pct: 36.2
 3FG Pct: 27.5
 FT Pct: 45.8

Rebounds/game: 4.5
 Assists/game: 1.3
 Turnovers/game: 1.5
 Assist/turnover ratio: 0.9
 Steals/game: 1.0
 Blocks/game: 0.3

HONORS

- Arkansas Athletic Director's List (3.5-3.99 GPA) (Fall 2015)

ZIMMERMAN'S CAREER STATISTICS

Season	gp-gs	min/avg	Total		3-Point		F-Throws		Rebounds				Scoring							
			fg-fga	pct	fg-fga	pct	ft-fa	pct	off	def	tot	avg	pf	fo	ast	to	blk	stl	pts	avg
2015-16	20-1	174/8.7	6-48	.125	4-33	.121	7-12	.583	12	9	21	1.1	9	0	4	15	2	4	23	1.2
2016-17	15-14	356/23.7	25-69	.362	11-40	.275	11-24	.458	17	50	67	4.5	22	0	20	22	4	15	72	4.8
TOTAL	35-15	530/15.1	31-117	.265	15-73	.205	18-36	.500	29	59	88	2.5	31	0	24	37	6	19	95	2.7

35

16-17 HIGHS

Points	13 vs. ULM, 11-13-16
FGM	5 vs. HBU, 12-28-16*
FGA	8 vs. South Dakota, 11-17-16*
3PM	0
3PA	0
FTM	7 vs. ULM, 11-13-16
FTA	12 vs. ULM, 11-13-16
OREB	5 vs. HBU, 12-28-16
DREB	8 vs. Memphis, 11-25-16
REB	10 vs. Memphis, 11-25-16
AST	4 vs. Butler, 12-7-16
BLK	4 vs. Tulsa, 11-30-16*
STL	1 vs. ORU, 12-21-16*
MIN	31 vs. Texas Tech, 12-3-16*

*Most Recent

CAREER HIGHS

Points	19, ORU, 12-10-15
FGM	8, ORU, 12-10-15
FGA	10, ORU, 12-10-15
	10, vs. Florida, 1-28-16 OT
FTM	7 vs. ULM, 11-13-16
FTA	12 vs. ULM, 11-13-16
OREB	7, #24 Missouri, 1-17-16
DREB	8 vs. Memphis, 11-25-16
REB	10 vs. Memphis, 11-25-16*
	10, vs. Florida, 1-28-16 OT
AST	4 vs. Butler, 12-7-16
BLK	4 at Tulsa, 11-30-16*
STL	1 vs. ORU, 12-21-16*
	2, at Auburn, 1-24-16 OT
MIN	33, ORU, 12-10-15
	39, at Auburn, 1-24-16 OT

*Most Recent

MISCELLANEOUS


	2016-17	Career
10+ Pts	6	13
15+ Pts	-	2
20+ Pts	-	-
10+ Rebs	1	5
15+ Rebs	-	-
Double-Double	1	4
5+ Ast	-	-
Led AR in Pts	1	4
Led AR in Reb	3	8
GP/GS	15/12	45/40

HONORS

- Arkansas Academic Honor Roll (3.0-3.49 GPA) (Spring 2016)
- Nugget Classic All-Tournament Team

NOTES

- Seven games with double digit points
- First double-double of the season with 10 points and 11 rebounds against Memphis
- Selected to the Nugget Classic All-Tournament Team
- Two games with four blocks (SHSU, Tulsa)
- Career-best four assists against Butler



ALECIA COOLEY
C | SR | 6-4 | EVANSTON, ILL.

16-17 GAME BY GAME

Opponent	Date	gs	min	Total		3-Pointers		Free throws		Rebounds				Other				pts	avg		
				fg-fga	pct	3fg-fga	pct	ft-fa	pct	off	def	tot	avg	pf	a	t/o	blk			stl	
SAM HOUSTON STATE	11/11/16	*	26	4-8	.500	0-0	.000	4-6	.667	2	3	5	5.0	0	0	2	4	1	12	12.0	
LA-MONROE	11/13/16	*	18	3-5	.600	0-0	.000	7-12	.583	1	5	6	5.5	1	2	1	1	0	13	12.5	
SOUTH DAKOTA	11/17/16	*	31	5-8	.625	0-0	.000	2-2	1.000	1	2	3	4.7	3	1	2	1	0	12	12.3	
STETSON	11/21/16	*	24	1-3	.333	0-0	.000	5-6	.833	3	6	9	5.8	3	3	4	0	1	7	11.0	
vs Memphis	11/25/16	*	26	4-6	.667	0-0	.000	2-2	1.000	3	8	11	6.8	1	2	2	0	0	10	10.8	
vs NAVY	11/26/16	*	18	2-4	.500	0-0	.000	0-0	.000	3	4	7	6.8	0	1	4	0	1	4	9.7	
at Tulsa	11/30/16	*	24	1-6	.167	0-0	.000	2-2	1.000	1	5	6	6.7	0	0	0	4	0	4	8.9	
TEXAS TECH	12/03/16	*	31	3-11	.273	0-0	.000	0-0	.000	3	4	7	6.8	2	0	3	1	1	6	8.5	
BUTLER	12/07/16	*	16	2-3	.667	0-0	.000	0-0	.000	1	3	4	6.4	1	4	1	1	0	4	8.0	
at Missouri State	12/11/16	*	20	2-5	.400	0-0	.000	0-0	.000	4	1	5	6.3	3	1	2	1	0	4	7.6	
NWST	12/18/16	*	18	1-2	.500	0-0	.000	5-6	.833	1	2	3	6.0	1	0	2	2	0	7	7.5	
ORU	12/21/16	*	20	3-6	.500	0-0	.000	5-5	1.000	2	2	4	5.8	0	0	1	0	1	11	7.8	
HOUSTON BAPTIST	12/28/16		18	5-7	.714	0-0	.000	0-3	.000	5	3	8	6.0	1	1	1	1	0	10	8.0	
at Ole Miss	01/01/17		15	4-6	.667	0-0	.000	4-6	.667	0	1	1	5.6	2	0	1	1	1	12	8.3	
#4 MISSISSIPPI STATE	01/05/17		25	0-1	.000	0-0	.000	2-2	1.000	2	2	4	5.5	0	1	1	1	0	2	7.9	
Totals			12	330	40-81	.494	0-0	.000	38-52	.731	32	51	83	5.5	18	16	27	18	6	118	7.9

Games played: 15
Minutes/game: 22.0
Points/game: 7.9
FG Pct: 49.4
FT Pct: 73.1

Rebounds/game: 5.5
Assists/game: 1.1
Turnovers/game: 1.8
Assist/turnover ratio: 0.6
Steals/game: 0.4
Blocks/game: 1.2

COOLEY'S CAREER STATISTICS

Season	gp-gs	min/avg	Total		3-Point		F-Throws		Rebounds				Scoring							
			fg-fga	pct	fg-fga	pct	ft-fa	pct	off	def	tot	avg	pf	fo	ast	to	blk	stl	pts	avg
2015-16	30-28	699/23.3	74-148	.500	0-0	.000	48-63	.762	50	95	145	4.8	49	2	16	34	11	11	196	6.5
2016-17	15-12	330/22.0	40-81	.494	0-0	.000	38-52	.731	32	51	83	5.5	18	0	16	27	18	6	118	7.9
TOTAL	45-40	1029/22.9	114-229	.498	0-0	.000	86-115	.748	82	146	228	5.1	67	2	32	61	29	17	314	7.0

THE LAST TIME ...

// UA scored 110+
110, vs. Providence (11/16/98)
// Scored 100 points at home
101, Houston Baptist, 12-28-16
// Scored 100 points on the road
108, Baylor (3-6-91; SWC Tourn., Dallas, Texas)
// Scored 90 points on the road
91, (91-80 Win in 3OT, 2-10-13, at Alabama)
// Scored 70-79 points on the road
72, vs. Binghamton (at New Mexico) (11-30-13)
// Allowed 100 points
100, #3 Connecticut (11-14-1998)
// Allowed 80+ points
80, No. 5 Mississippi State (1-10-2016)
// Allowed 70-79 points
74, at Ole Miss, 1-1-2017
// Allowed 69-60 points
60, Texas Tech 12-3-16
// Held opponent to 60-50 points
59, #4 Mississippi State, 1-5-17
// Held opponent to 40-49 points
40, Houston Baptist, 12-28-16
// Held opponent to 39-30
36, Northwestern State, 12-18-16
// Held opponent under 45 points three cons. games
45, SHSU (11-8-13, W 81-45);
33 ORU (11-13-13, W 91-33);
45, Furman (11-16-13, W, 74-45)
// Held an SEC opponent under 50 points in 3 cons. games
47, Auburn (1-29-15, W, 52-47); 42, Alabama
(2-1-15, W, 53-42); #24/21 Georgia (2-9-15, W, 54-48)
// Held opponent to 29 points or less
23, Binghamton, 11-30-13
// Scored 90-99 points
91 vs. Memphis, 11-25-16
// Scored 80-89 points
86, Mississippi Valley State (12-28-15)
// Scored 70-79 points
70 vs. Navy, 11-26-16
// Scored 60-69 points
64, at Ole Miss, 1-1-2017
// Was held to 50-59
51, #4 Mississippi State, 1-5-17
// Was held to 49-40
48, at Missouri (2-14-16)
// Was held to 39-20
32, at No. 2 South Carolina (1-3-16)
// Was held to 20 or less
N/A
// Held an opponent under 15 points in a half
13, Northwestern State, 12-18-16
// Won an overtime game
91-80 Win in 3OT, 2-10-13, at Alabama
// Lost an overtime game
Florida (71-66), 1-28-16
// Won a double overtime game
73-72, vs. Florida (1-29-12)
// Lost a double overtime game
N/A
// Won a triple overtime game
91-80 Win in 3OT, 2-10-13, at Alabama
// Played consecutive overtime games
1-24-16 at Auburn (lost); 1-28-16 vs Florida (lost)
// Won a regular season tournament
Nugget Classic (Reno, Nev., Nov. 25-26, 2016)
// Made 30-39 field goals
38, Houston Baptist, 12-28-16
// Made 20-29 field goals
23, at Ole Miss, 1-1-2017
// Made 10-19 field goals
16, #4 Mississippi State, 1-5-17
// Held opponent under 15 field goals
14, Houston Baptist, 12-28-16

// Made 10 three-point field goals
10, Houston Baptist, 12-28-16
// Did not make a three point basket (began in 1986)
0-10, at Mississippi State (L 44-47), 2-3-13
// Made 30 free throws
38 at Florida (38-54); (2-22-04)
// Made 15+ Free Throws
15, Houston Baptist, 12-28-16
// Shot 40-49 or better from the field
40.0 (24-60), ORU 12-21-16
// Shot 50-59 or better from the field
52.1 (38-73), Houston Baptist, 12-28-16
// Shot 60 percent or better from the field
.600 (36-60) vs. Ole Miss (W, 93-52; 3-3-13)
// Held to less than 40 percent from the field
37.7 (23-61), at Ole Miss, 1-1-2017
// Held to less than 30 percent from the field
29.6 (16-54), #4 Mississippi State, 1-5-17
// Held to less than 20 percent from the field
.182 (10-55) vs. No. 6/7 Tennessee (1-8-12; L, 38-69)
// Allowed opponent to shoot over 50% from the field
56.8 (25-44) vs. South Dakota, 11-17-16
// Held opponent to less than 40% from the field
36.5 (23-63), #4 Mississippi State, 1-5-17
// Held opponent to less than 30% from the field
24.1 (14-58), Houston Baptist, 12-28-16
// Held opponent to less than 20% from the field in a single half:
.136 (3-22), First Half, Binghamton, 11-30-13
.200 (5-25), First Half, MVSU, 12-28-13
.200 (5-25), First Half, Grambling State, 12-29-14
// Held opponent under 15% from three-point distance
.143 (2-14) at Tulsa, 11-30-16
// Had 70+ rebounds
74, Mississippi Valley State (11-24-89)
// Had 60-69 rebounds
65, Grambling State, 12-29-14
// Had 50-59 rebounds
51, Houston Baptist, 12-28-16
// Had five or more blocked shots in a game
9, #4 Mississippi State, 1-5-17
// Had 20 or more assists in a game
27, Houston Baptist, 12-28-16
// Had 20 or more steals in a game
20, ORU (11-13-13)
// Had 15 or more steals in a game
18, Oregon, (11-25-12, W 79-67)
// Had 10 or more steals in a game
12, Houston Baptist, 12-28-16
// Had 20 or more turnovers in a game
21 vs. Navy, 11-26-16
// Forced 20 or more turnovers in a game
21 vs. Butler, 12-7-16
// Forced 25 or more Turnovers in a game
20, at Auburn (1-24-16)
// Defeated a ranked team
77-76, #17/16 Iowa (Las Vegas), 12-18-14
54-48, #24/21 Georgia, 2-9-15
57-55, No. 22/25 Northwestern, 3/20/15
67-61, No. 13 Texas A&M, 1-7-16
64-59, No. 13 Tennessee, 1-14-16
64-52, No. 24 Missouri, 1-17-16
// Defeated a ranked team on the road
57-53, at #19/18 LSU, 2-23-14
77-76, #17/16 Iowa (Las Vegas), 12-18-14
// All-time SEC record
129-215 (25 years)
// All-time SEC win streak
8 games (1-15-12: Auburn through 2-15-12: at Auburn)
// All-time SEC home win streak
5 games (1-15-12: Auburn through 2-9-12: S. Carolina)

THE LAST TIME A RAZORBACK PLAYER ...

// Scored 20-24 points
23, Jessica Jackson, Northwestern State, 12-18-16
// Scored 25-29 points
25, Jessica Jackson vs. No. 13 Tennessee (1-14-16)
// Scored 30+ points
34, Jessica Jackson, Houston Baptist, 12-28-16
// Scored 20+ points seven times in a season
Jessica Jackson, 2013-14 (22 vs. MTSU, 22 at Missouri, 23 at Florida, 24 at Georgia, 31 vs. Ole Miss, 23 at Kentucky, 25 at LSU)
// Scored 20+ points eight times in a season
Jessica Jackson, 2015-16 (20 vs. SHSU; 24 at SDSU; 29 vs. Tulsa, 22 vs. La.; 22 vs. No. 5 Texas; 20 at No. 5 MSU; 25 vs. #13 Tennessee; 25 vs. Alabama; 20)
// Double figures in 15 consecutive games (Season)
Jessica Jackson, 11/11/16-present
// Scored 23+ points in three consecutive games
Jessica Jackson (24 at Georgia 1-16-14, 31 vs. Ole Miss 1-19-14, 23 at Kentucky 1-26-14)
// Three players scored double figures in 1 game
Texas Tech (12-3-16) (Jackson, Wilson, Monk)
// Four players scored double figures in 1 game
at Ole Miss, 1-1-2017 (Jackson, Swenson, Mason, Cooley)
// Four players scored doubles figures in a game for 4 consecutive games
12-6-12 - 12-21-12; vs. Kansas, Furman, MVSU, and NSU
// Five players scored double figures in 1 game
vs. Memphis (11-25-16) (Jackson, Wilson, Monk, Swenson, Cooley)
// Made 10+ field goals in a game
12, Jessica Jackson, Houston Baptist, 12-28-16
// Attempted 15-20 field goals in a game
15, Jessica Jackson, at Ole Miss, 1-1-2017
// Attempted 20+ field goals in a game
23, Jessica Jackson vs. No. 5 Texas (1-20-16)
// Attempted 10 free throws in a game
14, Jessica Jackson, Ole Miss, 2-28-16
// Made 5 or more three-pointers in a game
5, Jessica Jackson at #19/18 LSU, 2-23-14
// Attempted 10+ three-pointers in a game
11, Bria Pitts at #19/18 LSU, 2-23-14
// Had 10-14 rebounds
10, Jessica Jackson, at Ole Miss, 1-1-2017
// Had 15+ rebounds
20, Melissa Wolff, New Orleans, 1-30-15
// Had 10 offensive rebounds - Records go back to 05-06
11, Melissa Wolff vs. New Orleans (1-30-15)
// Had 10 defensive rebounds - Records go back to 05-06
11, Jessica Jackson, LSU (2/22/15)
// Had 10+ assists
10, Jaielyn Mason, at Ole Miss, 1-1-2017
// Had 10+ assists in consecutive games
Jaielyn Mason (11 vs. HBU, 12-28-16 and 10 at Ole Miss, 1-1-17)
Calli Berna (11 vs. No. 10/8 KY 2/7/13 and 11 at UA 2/10/13)
// Had 5+ blocks in a game
(3x) 5, Jessica Jackson (vs. ORU, 11-13-13); (No. 25 Vanderbilt, 2-20-14); (at Tulsa, 12-14-14)
// Had 10 or more blocks in a game
9, Robyn Irwin vs. SMSU, 12-19-88 (school record)
// Had 5 or more steals in a game
5, Brianna Freeman vs. South Dakota (12-16)
// Had a double-double
10/10 asst, Jaielyn Mason, at Ole Miss, 1-1-2017
11/10, Jessica Jackson, at Ole Miss, 1-1-2017
// Had a double-double in two straight games
2016-17, Jessica Jackson 43/10 vs. HBU, 12-28-16 and 11/10 at Ole Miss, 1-1-17
2016-17, Jaielyn Mason, 10/11 vs. HBU, 12-28-16 and 10/10 at Ole Miss, 1-1-17

2015-16, Jessica Jackson 13/10 vs. SE Louisiana, 11-13-15; 20/13 vs. SHSU, 11-15-15
// Had two players record a double-double
10/10 asst, Jaielyn Mason, at Ole Miss, 1-1-17
10/11, Jessica Jackson, at Ole Miss, 1-1-17
// Had six double-doubles in a season
Melissa Wolff, 2014-15 (Nicholls, Savannah State, Richmond, Grambling State, Tennessee, Northwestern)
// Had 10+ double-doubles in a season
2006-07, Lauren Ervin (14)
// Had a triple-double
14 pts, 13 reb, 12 asts, C'eira Ricketts vs. Auburn (1-18-2009)



00

JESSICA JACKSON
6-3 | F | SR | Jacksonville, Ark.



2

AALIYAH WILSON
5-10 | G/F | FR | Muskogee, Okla.



3

MALICA MONK
5-5 | G | SO | N. Little Rock, Ark.



4

KEIRYN SWENSON
6-1 | G/F | SO | Wichita, Kan.



10

KIARA WILLIAMS
6-1 | F/C | FR | Little Rock, Ark.



14

JAILYN MASON
5-9 | PG | FR | Mason, Ohio




20

SYDNEY STOUT
6-0 | F | FR | Bixby, Okla.



21

DEVIN COSPER
5-10 | G | JR | Coffeyville, Kan.



22

BAILEY ZIMMERMAN
6-0 | G/F | SO | St. Vincent, Ark.



35

ALECIA COOLEY
6-4 | C | SR | Evanston, Ill.



42

YASMEEN RATLIFF
6-5 | C | FR | Alpharetta, Ga.



HC

JIMMY DYKES
Arkansas, 1985 | 3rd Season



AC

TARI CUMMINGS
Oklahoma State, 2003 | 6th Season



AC

TOMMY DEFFEBEAUGH
Drury College, 1985 | 2nd Season



AC

CHENEL HARRIS
Kent State, 2010 | 1st Season